

CHAPTER

49

AIRBORNE

AUXILIARY POWER

For training purposes only!



737-700/800

WIRING DIAGRAM MANUAL

CHAPTER 49 AIRBORNE AUXILIARY POWER

| CH-SC-SU | Schem | Page | Sheet | Date | CH-SC-SU | Schem | Page | Sheet | Date |
|-----------------------|-------|------|-------|-------------|----------|-------|------|-------|------|
| 49-EFFECTIVE PAGES | | | | | | | | | |
| | | 1 | | Nov 12/2012 | | | | | |
| | | 2 | | BLANK | | | | | |
| 49-CONTENTS | | | | | | | | | |
| R | | 1 | | Nov 12/2012 | | | | | |
| R | | 2 | | Nov 12/2012 | | | | | |
| 49-ALPHABETICAL INDEX | | | | | | | | | |
| | | 1 | | Aug 30/2007 | | | | | |
| | | 2 | | BLANK | | | | | |
| 49-41-11 | | | | | | | | | |
| | | 1.1 | | Nov 28/2007 | | | | | |
| | | 2 | | Nov 28/2007 | | | | | |
| | | 3 | | Nov 28/2007 | | | | | |
| R | | 4 | | Nov 12/2012 | | | | | |
| 49-52-31 | | | | | | | | | |
| | | 1 | | Feb 10/2005 | | | | | |
| R | | 2 | | Nov 12/2012 | | | | | |
| | | 3 | | Oct 06/2010 | | | | | |
| 49-62-11 | | | | | | | | | |
| | | 1 | 1 | Feb 10/2005 | | | | | |
| | | | 2 | Feb 10/2005 | | | | | |
| | | | 3 | Feb 10/2005 | | | | | |
| | | 2 | 1 | Feb 10/2005 | | | | | |
| | | | 2 | Feb 10/2005 | | | | | |
| | | | 3 | Feb 10/2005 | | | | | |
| R | | 3 | 1 | Nov 12/2012 | | | | | |
| R | | | 2 | Nov 12/2012 | | | | | |
| R | | | 3 | Nov 12/2012 | | | | | |
| R | | 4 | 1 | Nov 12/2012 | | | | | |
| R | | | 2 | Nov 12/2012 | | | | | |
| R | | | 3 | Nov 12/2012 | | | | | |
| 49-62-12 | | | | | | | | | |
| | | 1 | | Aug 30/2007 | | | | | |
| R | | 2 | | Nov 12/2012 | | | | | |
| 49-62-51 | | | | | | | | | |
| | | 1 | | Feb 10/2005 | | | | | |
| R | | 2 | | Nov 12/2012 | | | | | |
| 49-71-21 | | | | | | | | | |
| | | 1 | | Feb 10/2005 | | | | | |
| R | | 2 | | Nov 12/2012 | | | | | |
| 49-94-21 | | | | | | | | | |
| | | 1 | | May 11/2009 | | | | | |
| R | | 2 | | Nov 12/2012 | | | | | |

A = Added, R = Revised, D = Deleted, O = Overflow

49-EFFECTIVE PAGES

Page 1
Nov 12/2012

D280A108



737-700/800

WIRING DIAGRAM MANUAL

CHAPTER 49 AIRBORNE AUXILIARY POWER

| Title | CH-SC-SU | Schem | Page | Sheet | Date | Effectivity |
|---------------------------------------------|----------|-------|-------------|-------------|-------------|----------------------------|
| <u>APU IGNITION AND START SYSTEM</u> | | | | | | |
| APU IGNITION AND STARTING SYSTEM | 49-41-11 | | 1.1 | | Nov 28/2007 | YC051 |
| | | | 2 | | Nov 28/2007 | YC052 |
| | | | 3 | | Nov 28/2007 | YC053-YC064 |
| | | | 4 | | Nov 12/2012 | YC065-YR328 |
| <u>APU BLEED AIR SYSTEM</u> | | | | | | |
| APU BLEED AIR AND SURGE CONTROL SYSTEM | 49-52-31 | | 1 | | Feb 10/2005 | YC051-YC052 |
| | | | 2 | | Nov 12/2012 | YC053-YL999 YR301-YR328 |
| | | | 3 | | Oct 06/2010 | YN231-YN501 |
| <u>APU CONTROL SYSTEM</u> | | | | | | |
| APU CONTROL- AIRPLANE INTERFACE | 49-62-11 | | 1 | 1 | Feb 10/2005 | YC051-YC052 |
| | | | | 2 | Feb 10/2005 | YC051-YC052 |
| | | | | 3 | Feb 10/2005 | YC051-YC052 |
| | | | 2 | 1 | Feb 10/2005 | YC053-YC058 |
| | | | | 2 | Feb 10/2005 | YC053-YC058 |
| | | | | 3 | Feb 10/2005 | YC053-YC058 |
| | | | 3 | 1 | Nov 12/2012 | YC059-YD158 |
| | | | | 2 | Nov 12/2012 | YC059-YD158 |
| | | | | 3 | Nov 12/2012 | YC059-YD158 |
| | | | 4 | 1 | Nov 12/2012 | YD160-YR328 |
| | | 2 | Nov 12/2012 | YD160-YR328 | | |
| | | 3 | Nov 12/2012 | YD160-YR328 | | |
| APU CONTROL- APU INTERFACE | 49-62-12 | | 1 | | Aug 30/2007 | YC051-YC052 |
| | | | 2 | | Nov 12/2012 | YC053-YR328 |
| ECU PINOUT | 49-62-51 | | 1 | | Feb 10/2005 | YC051-YC052 |
| | | | 2 | | Nov 12/2012 | YC053-YR328 |
| <u>EGT INDICATING SYSTEM</u> | | | | | | |
| APU EGT SYSTEM | 49-71-21 | | 1 | | Feb 10/2005 | YC051-YC052 |
| | | | 2 | | Nov 12/2012 | YC053-YR328 |

49-CONTENTS

Page 1
Nov 12/2012

D280A108



737-700/800

WIRING DIAGRAM MANUAL

CHAPTER 49 AIRBORNE AUXILIARY POWER

| Title | CH-SC-SU | Schem | Page | Sheet | Date | Effectivity |
|-----------------------------------------|----------|-------|------|-------|-------------|-------------|
| <u>APU OIL INDICATING SYSTEM</u> | | | | | | |
| APU OIL SYSTEM | 49-94-21 | | 1 | | May 11/2009 | YC051-YC052 |
| | | | 2 | | Nov 12/2012 | YC053-YR328 |

For training purposes only!

49-CONTENTS

D280A108

BOEING PROPRIETARY - Copyright © Unpublished Work - See title page for details

Page 2
Nov 12/2012



737-700/800

WIRING DIAGRAM MANUAL

CHAPTER 49 AIRBORNE AUXILIARY POWER

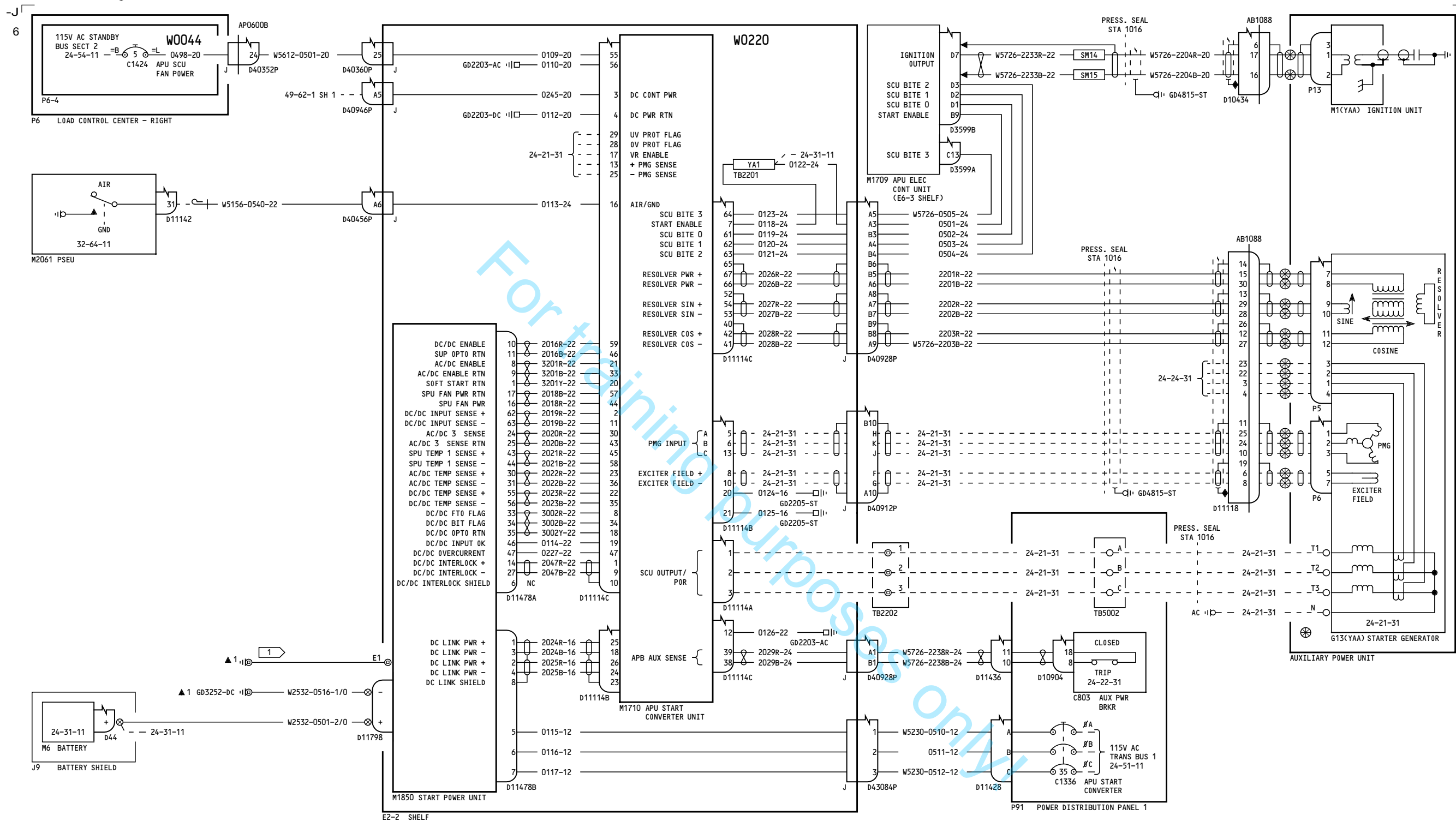
| CH-SC-SU | Title |
|----------|----------------------------------------|
| 49-52-31 | APU BLEED AIR AND SURGE CONTROL SYSTEM |
| 49-62-11 | APU CONTROL- AIRPLANE INTERFACE |
| 49-62-12 | APU CONTROL- APU INTERFACE |
| 49-71-21 | APU EGT SYSTEM |
| 49-41-11 | APU IGNITION AND STARTING SYSTEM |
| 49-94-21 | APU OIL SYSTEM |
| 49-62-51 | ECU PINOUT |

49-ALPHABETICAL INDEX

D280A108

BOEING PROPRIETARY - Copyright © Unpublished Work - See title page for details

Page 1
Aug 30/2007



NOTES:

- 1 BONDING JUMPER GROUND SIZED FOR CURRENT OF 2500 AMPS INSTALLED BY EQUIPMENT INSTALLATION.

YC051

APU IGNITION AND STARTING SYSTEM

D280A108

49-41-11

Page 1.1

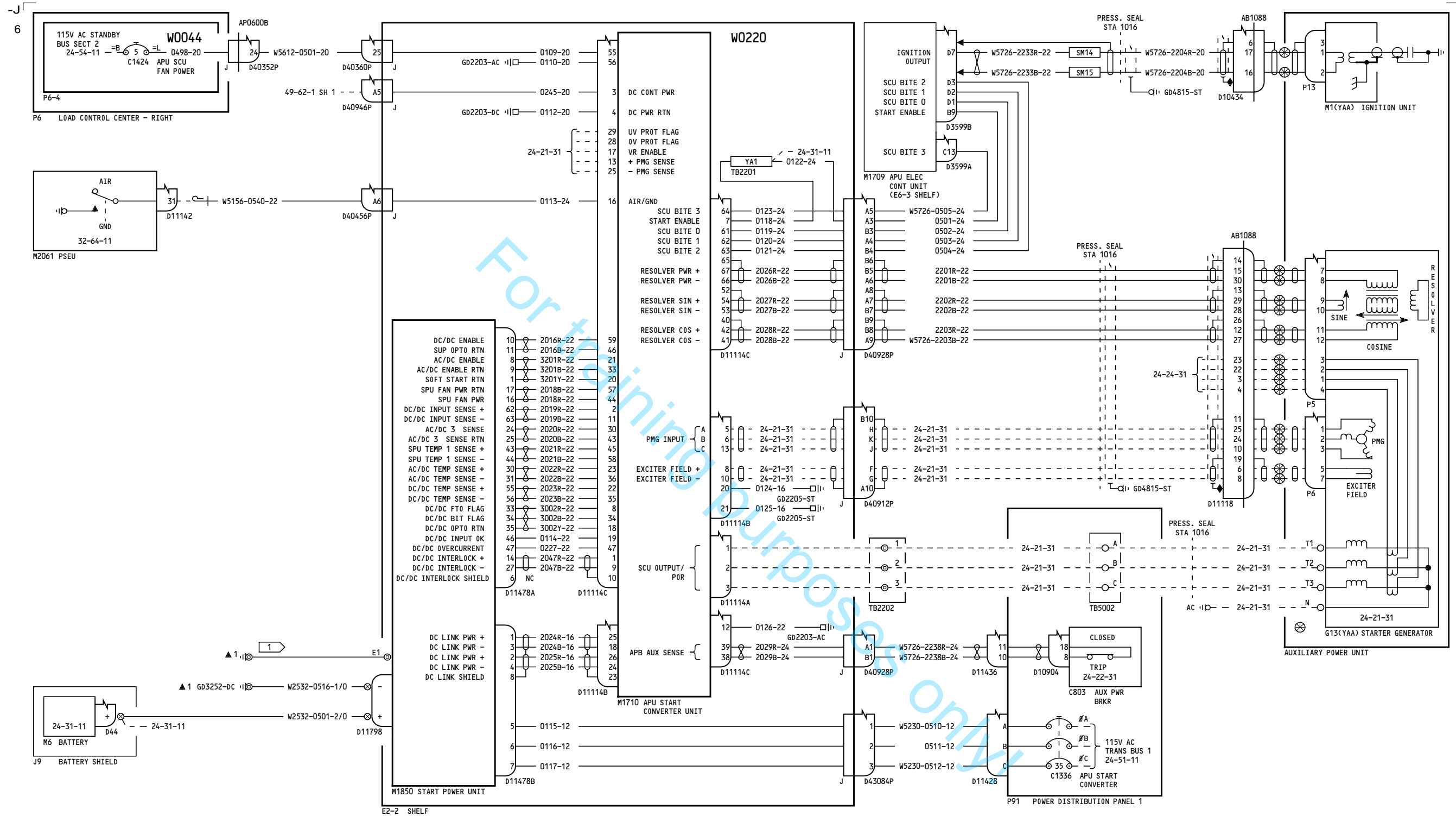
Nov 28/2007

Incorporates
49-1116

49-41-11

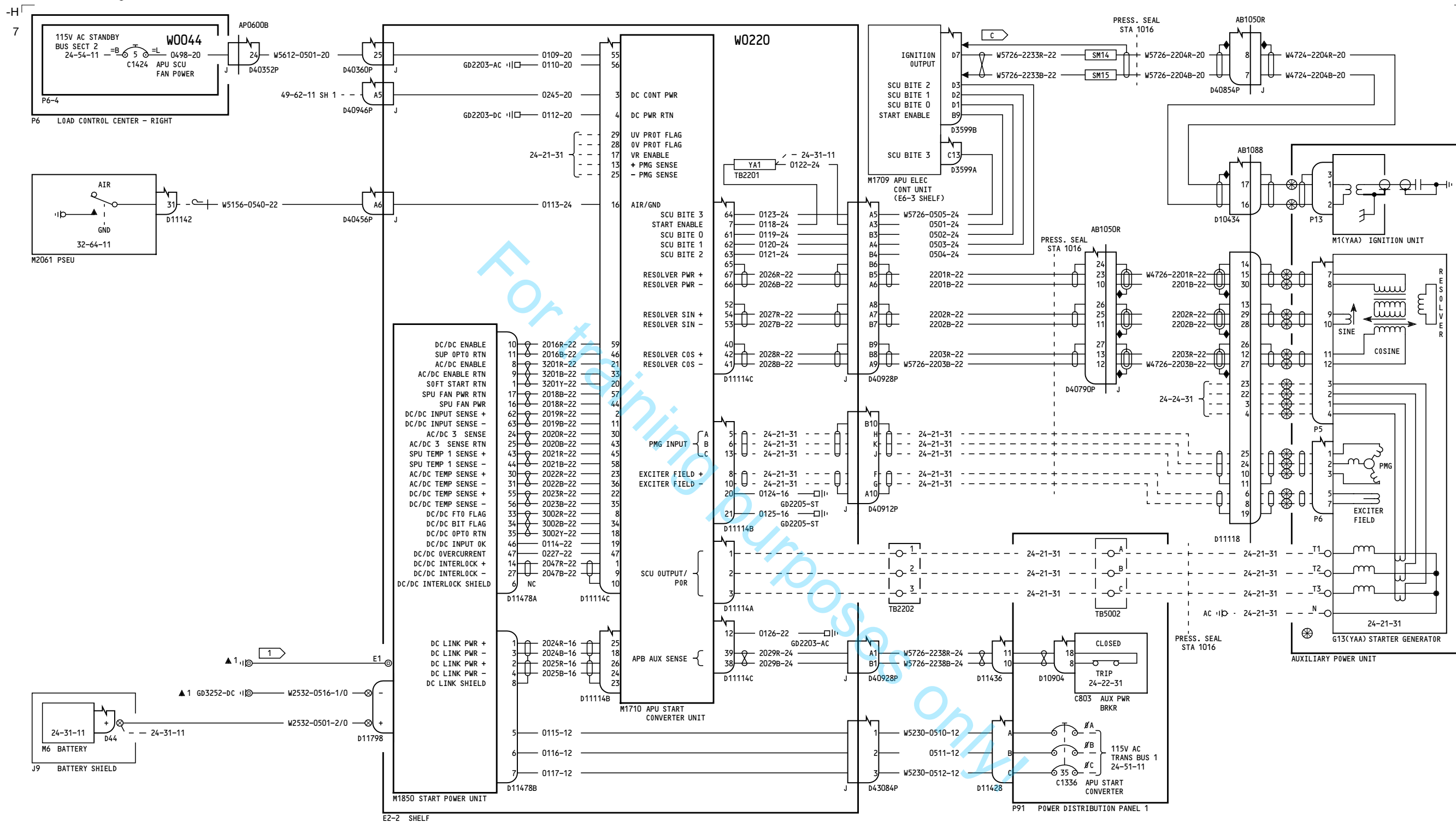
Page 1.1

Nov 28/2007



NOTES:

- 1 BONDING JUMPER GROUND SIZED FOR CURRENT OF 2500 AMPS INSTALLED BY EQUIPMENT INSTALLATION.



YC053-YC064

APU IGNITION AND STARTING SYSTEM

49-41-11

Page 3

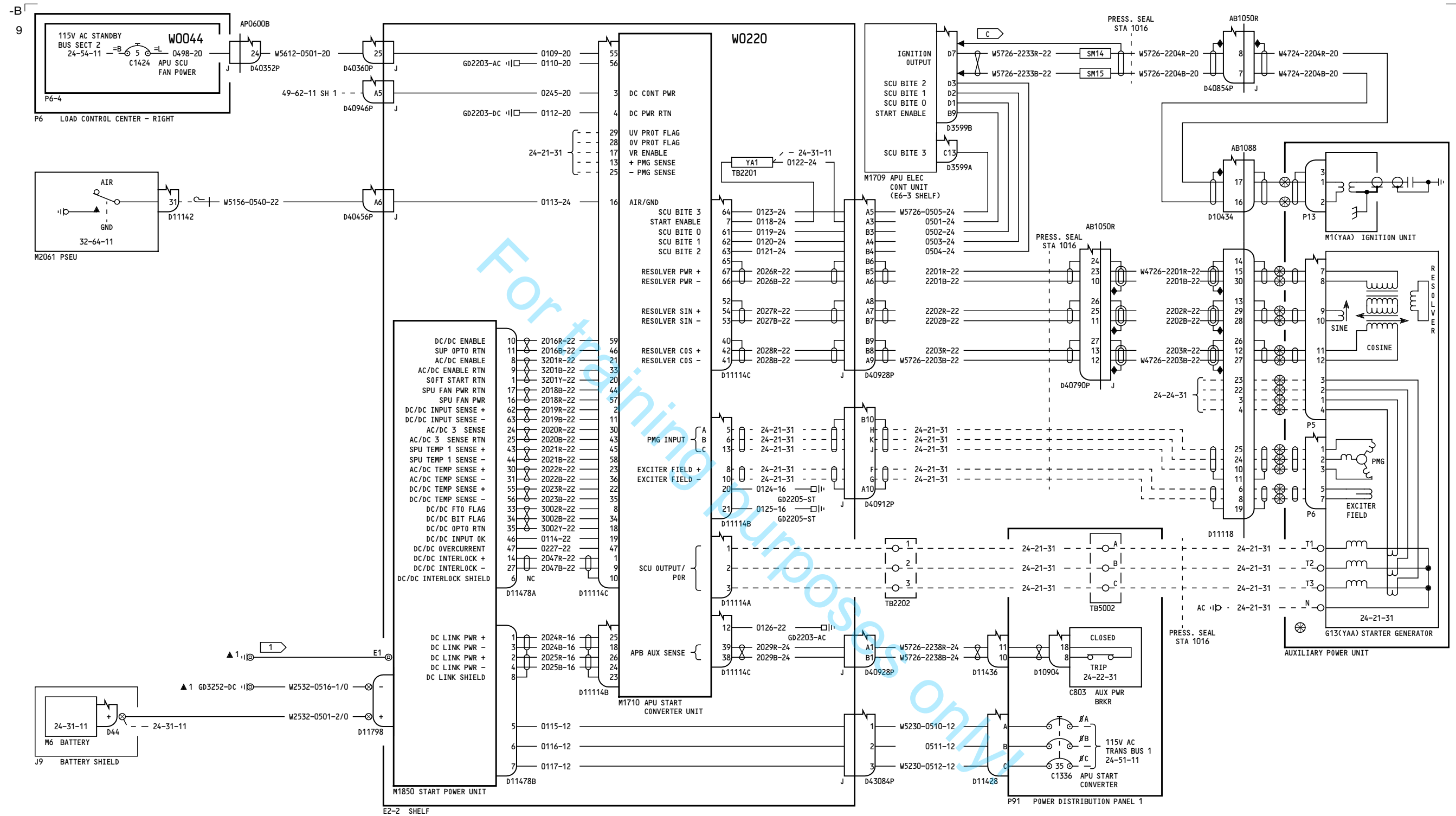
D280A108

Nov 28/2007

49-41-11

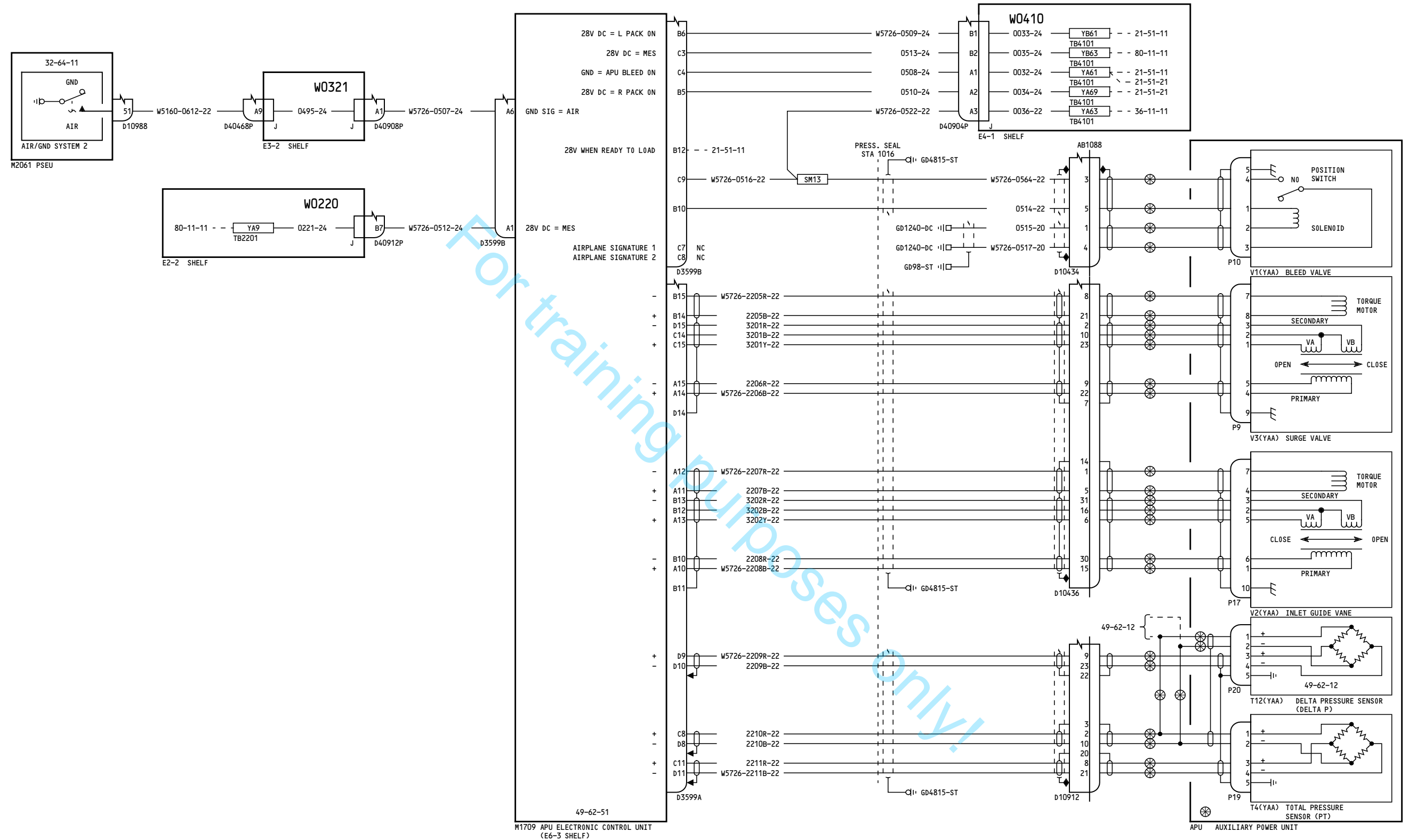
Page 3

Nov 28/2007



NOTES:

- 1 BONDING JUMPER GROUND SIZED FOR CURRENT OF 2500 AMPS INSTALLED BY EQUIPMENT INSTALLATION.



YC051-YC052

APU BLEED AIR AND SURGE CONTROL SYSTEM

49-52-31

Page 1

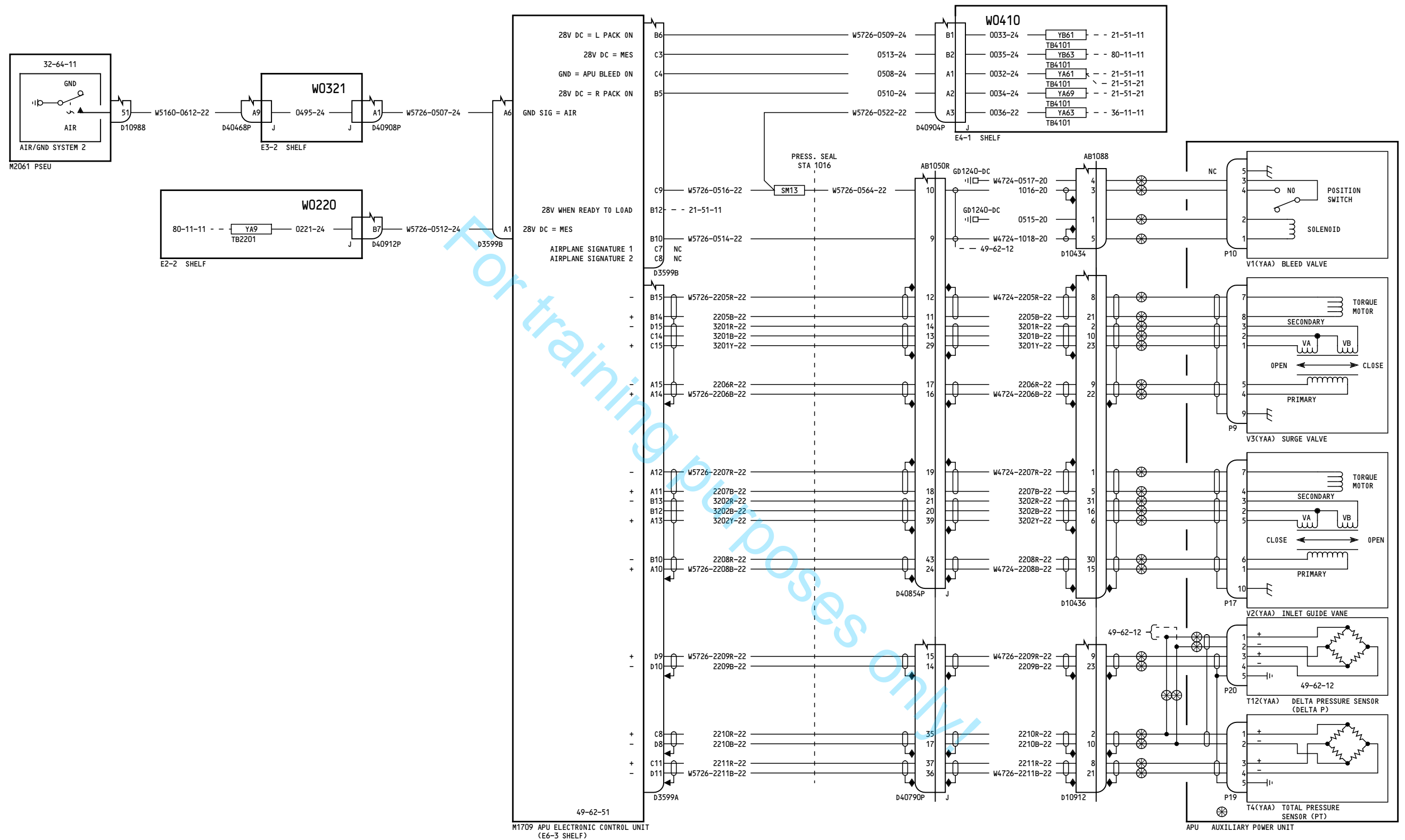
Feb 10/2005

D280A108

49-52-31

Page 1

Feb 10/2005



YC053-YL999, YR301-YR328

**APU BLEED AIR AND
SURGE CONTROL SYSTEM**

49-52-31

Page 2

D280A108

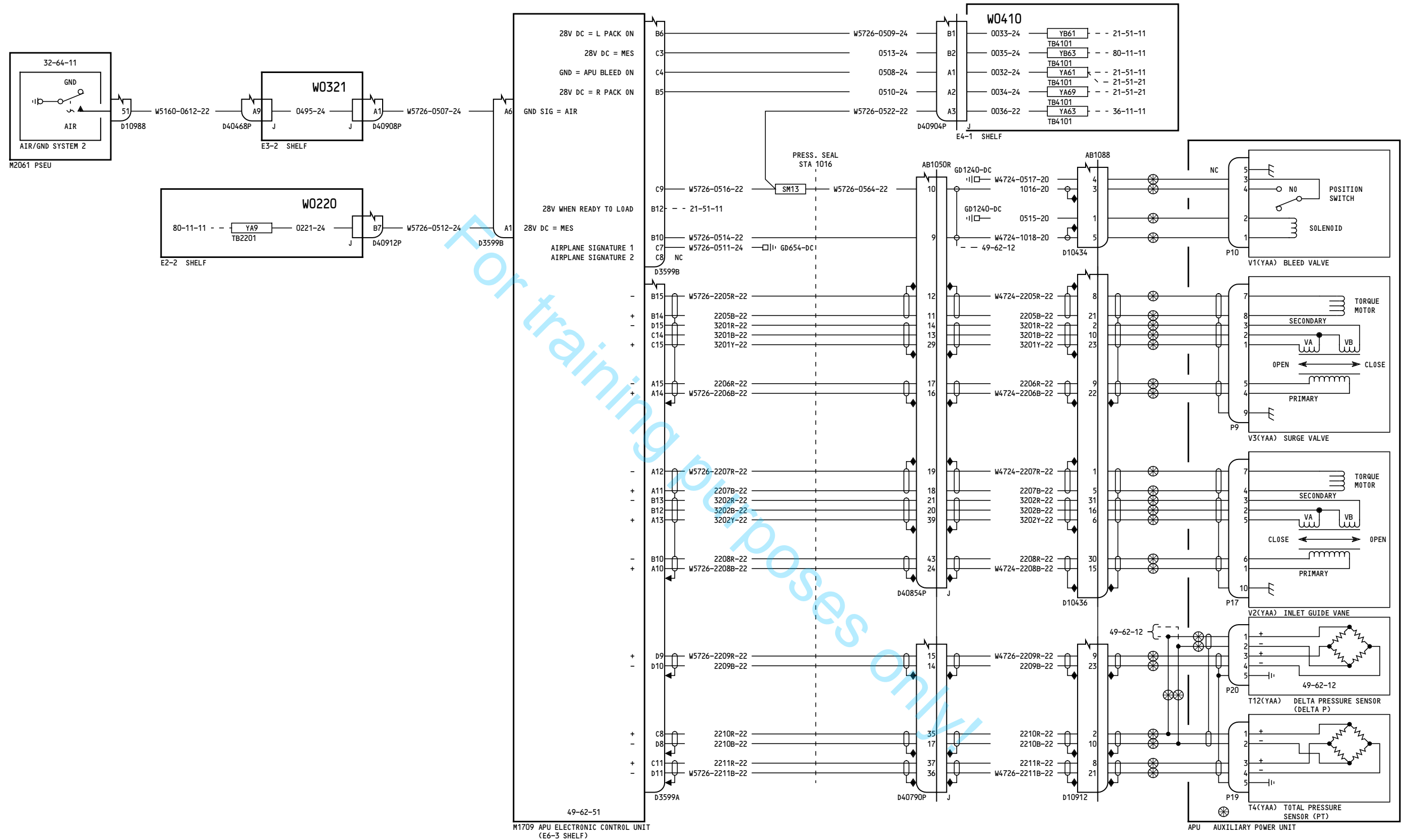
Nov 12/2012

49-52-31

Page 2

Nov 12/2012

-G
4



YN231-YN501

**APU BLEED AIR AND
SURGE CONTROL SYSTEM**

49-52-31

Page 3

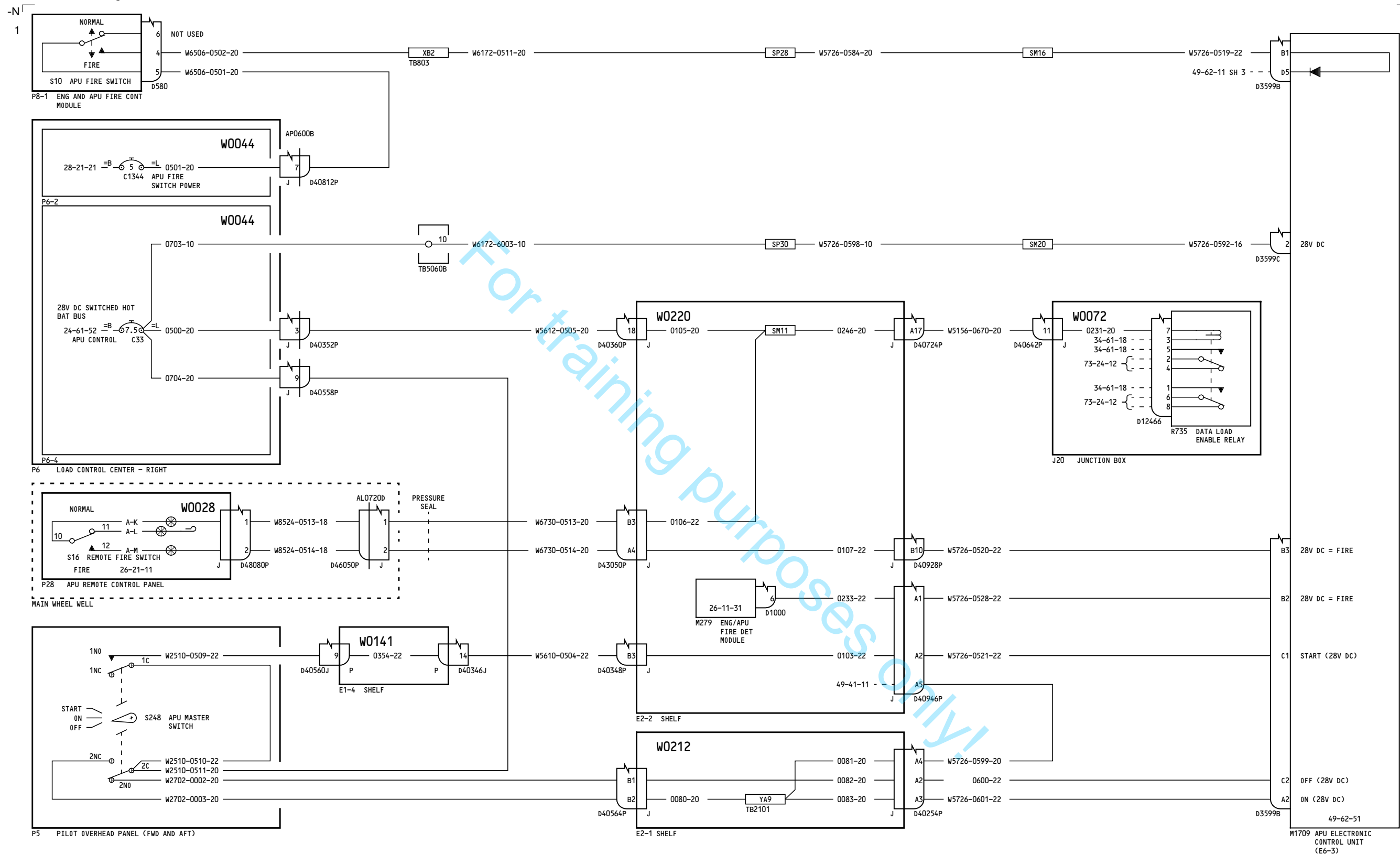
D280A108

Oct 06/2010

49-52-31

Page 3

Oct 06/2010



YC051-YC052

**APU CONTROL-
AIRPLANE INTERFACE**

D280A108

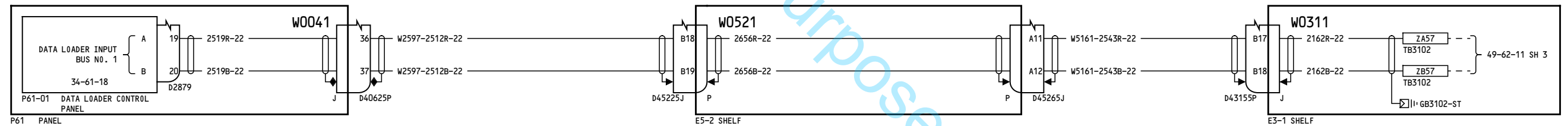
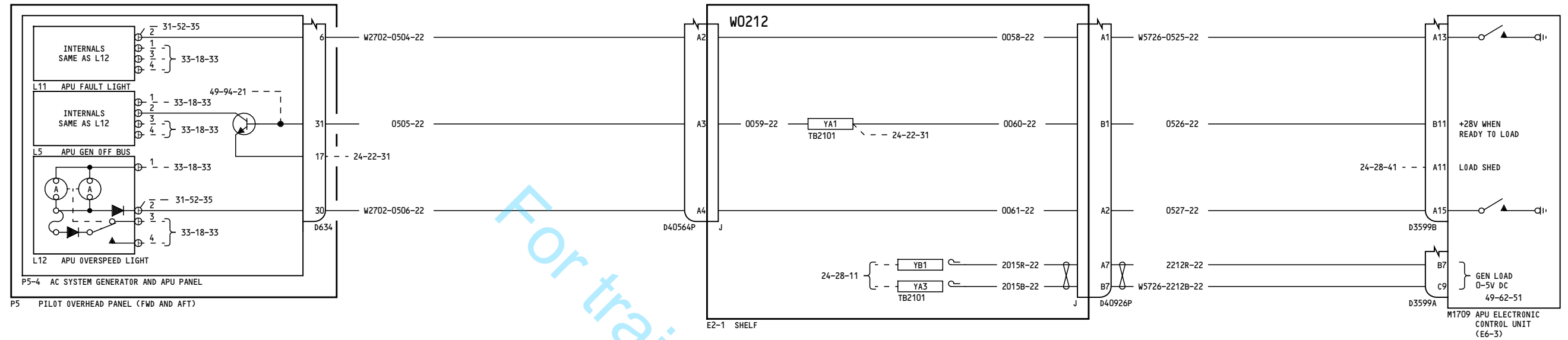
49-62-11

Page 1
Sheet 1
Feb 10/2005

49-62-11

Page 1
Sheet 1
Feb 10/2005

-G
3



YC051-YC052

**APU CONTROL-
AIRPLANE INTERFACE**

D280A108

49-62-11

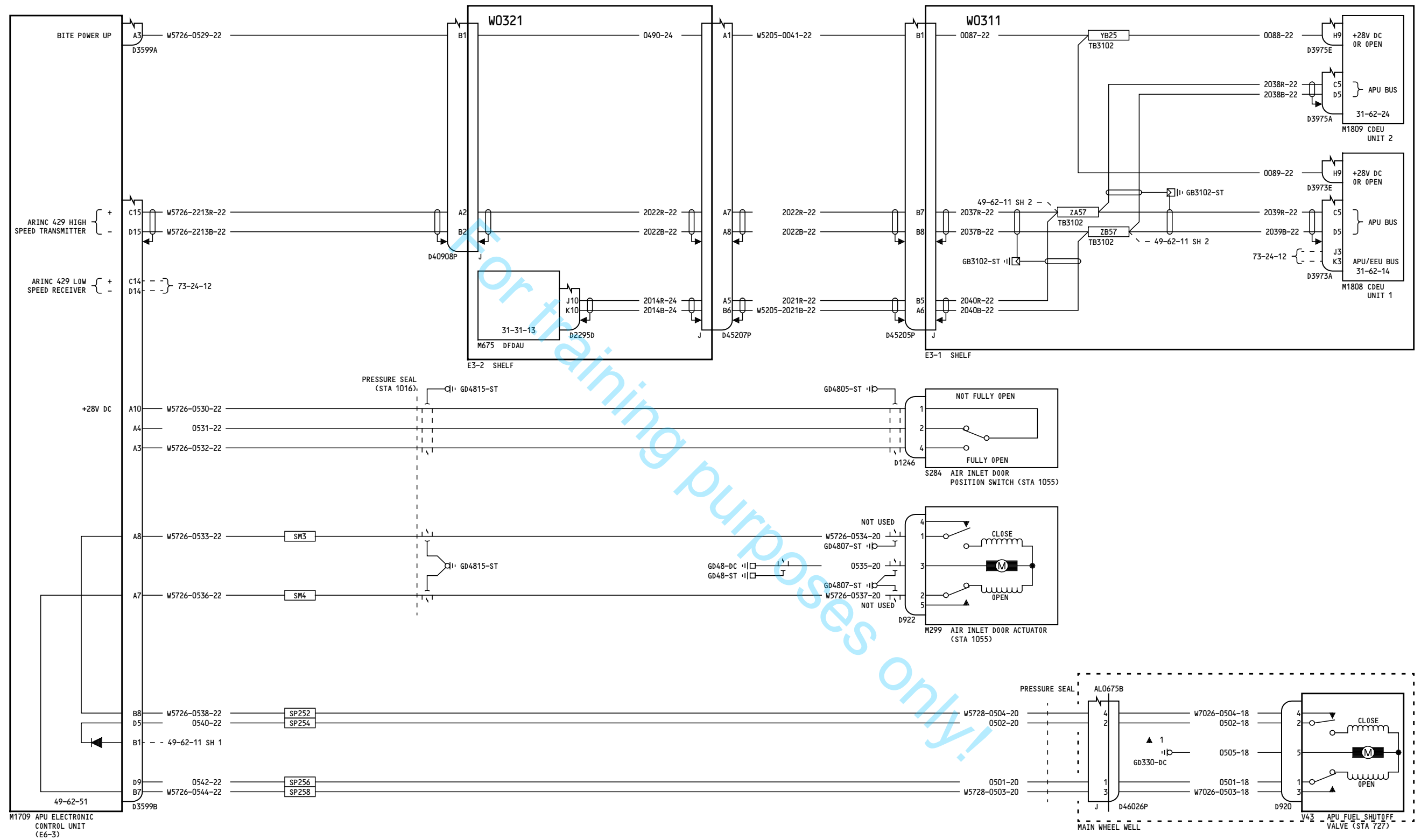
Page 1
Sheet 2
Feb 10/2005

49-62-11

Page 1
Sheet 2
Feb 10/2005

-F

3



YC051-YC052

APU CONTROL-
AIRPLANE INTERFACE

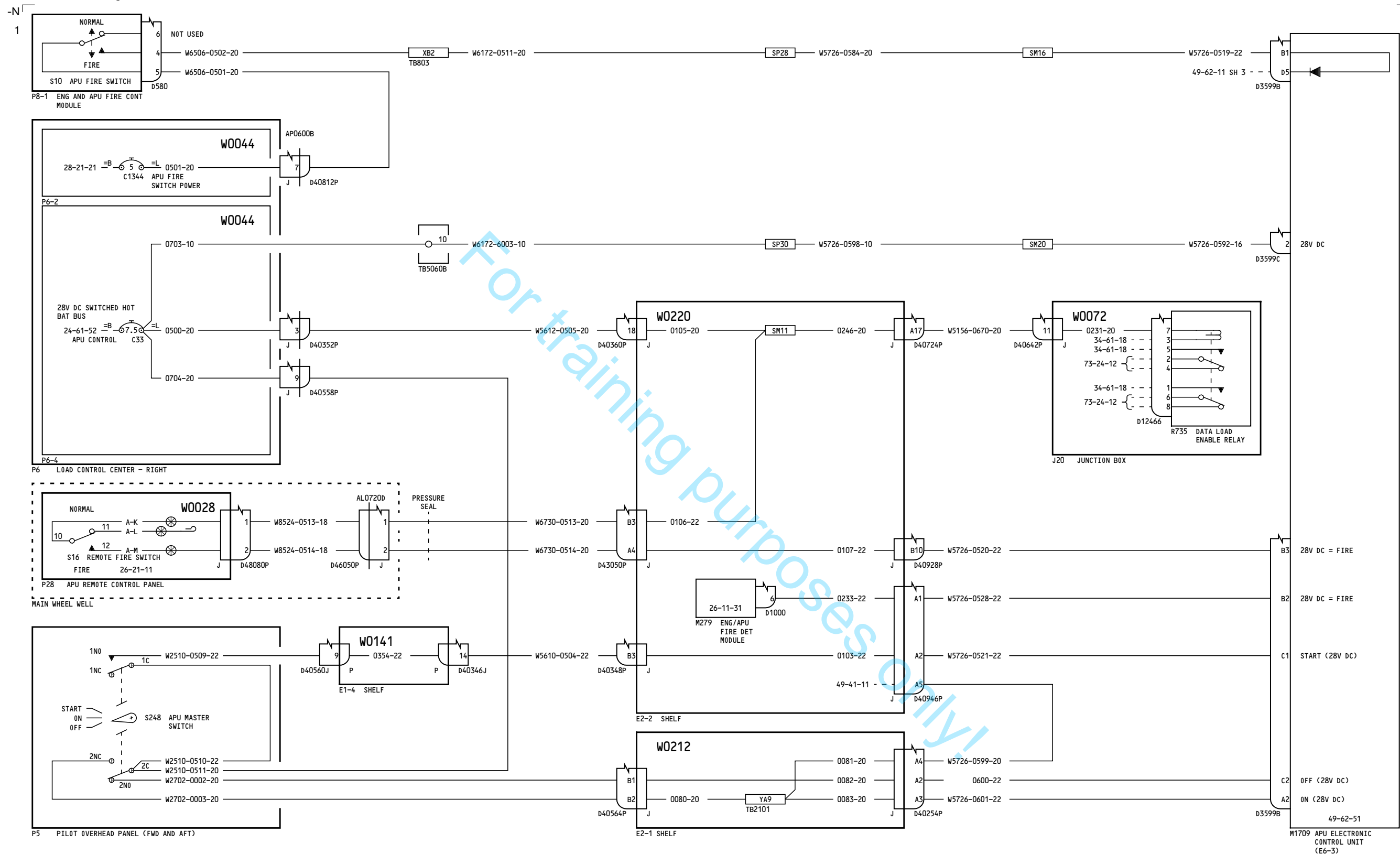
D280A108

49-62-11

Page 1
Sheet 3
Feb 10/2005

49-62-11

Page 1
Sheet 3
Feb 10/2005



YC053-YC058

**APU CONTROL-
AIRPLANE INTERFACE**

D280A108

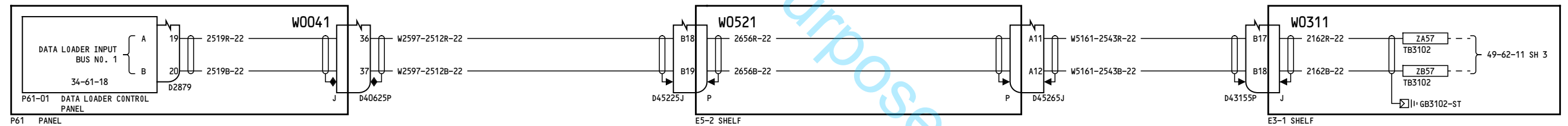
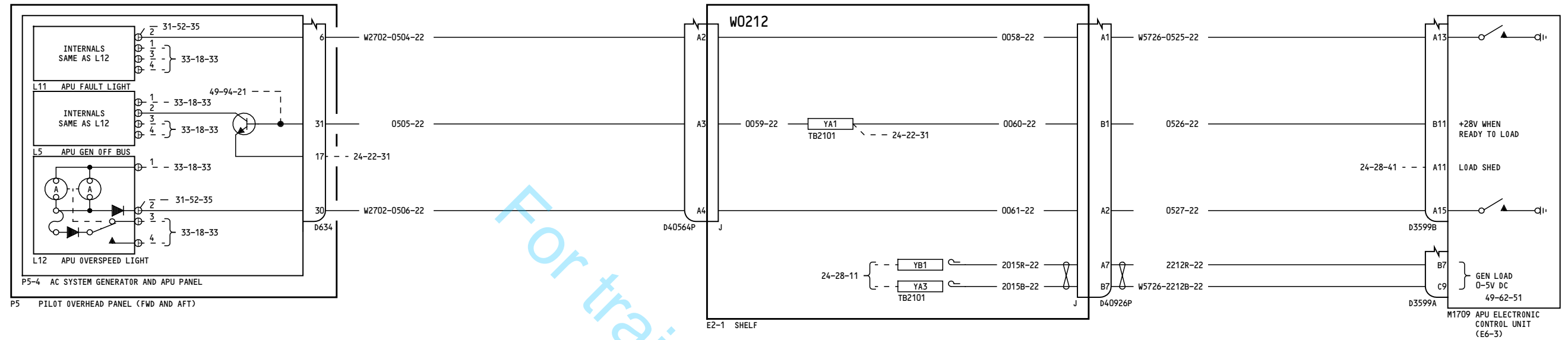
49-62-11

Page 2
Sheet 1
Feb 10/2005

49-62-11

Page 2
Sheet 1
Feb 10/2005

-G
3



YC053-YC058

**APU CONTROL-
AIRPLANE INTERFACE**

D280A108

49-62-11

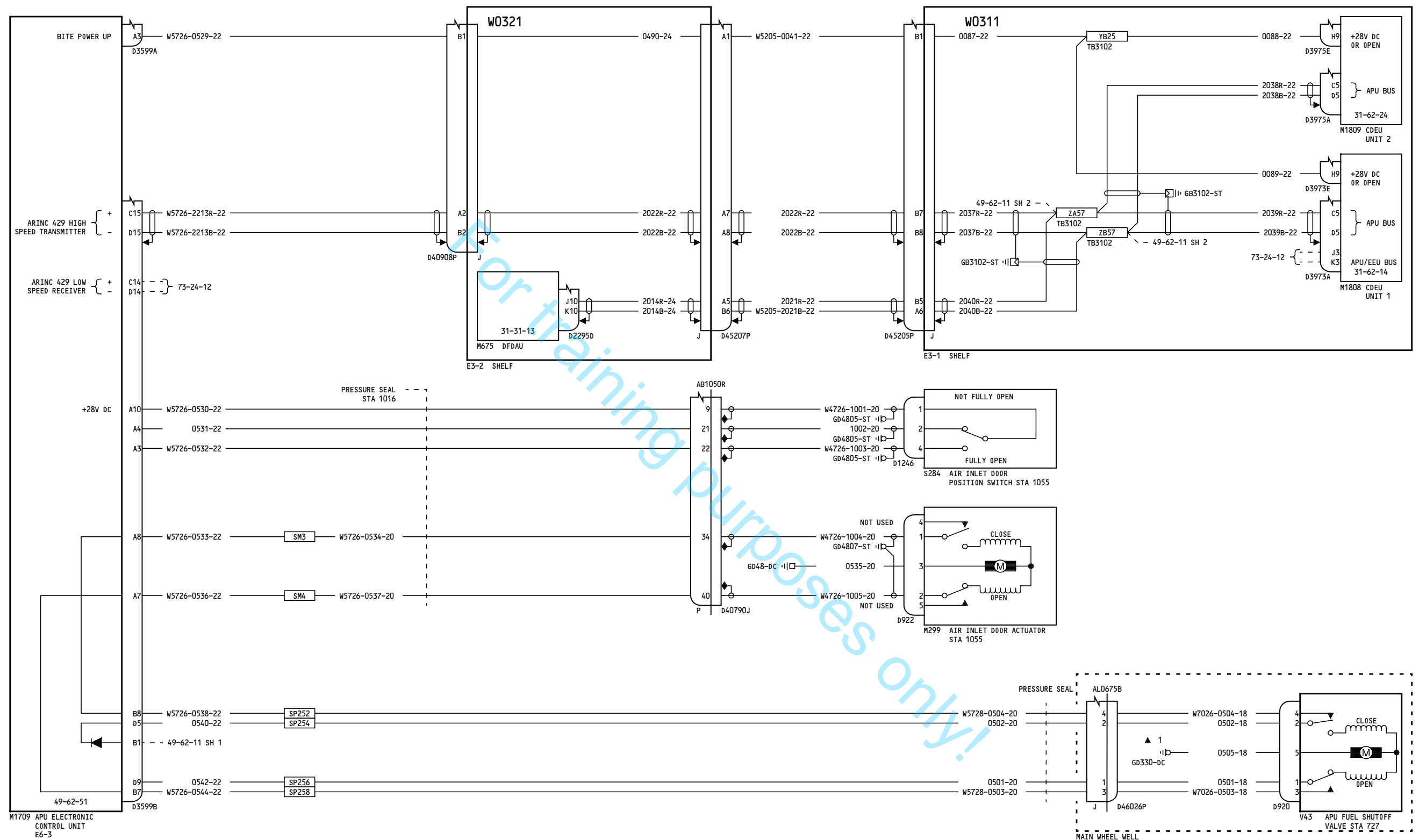
Page 2
Sheet 2
Feb 10/2005

49-62-11

Page 2
Sheet 2
Feb 10/2005

-D

7



YC053-YC058

APU CONTROL-
AIRPLANE INTERFACE

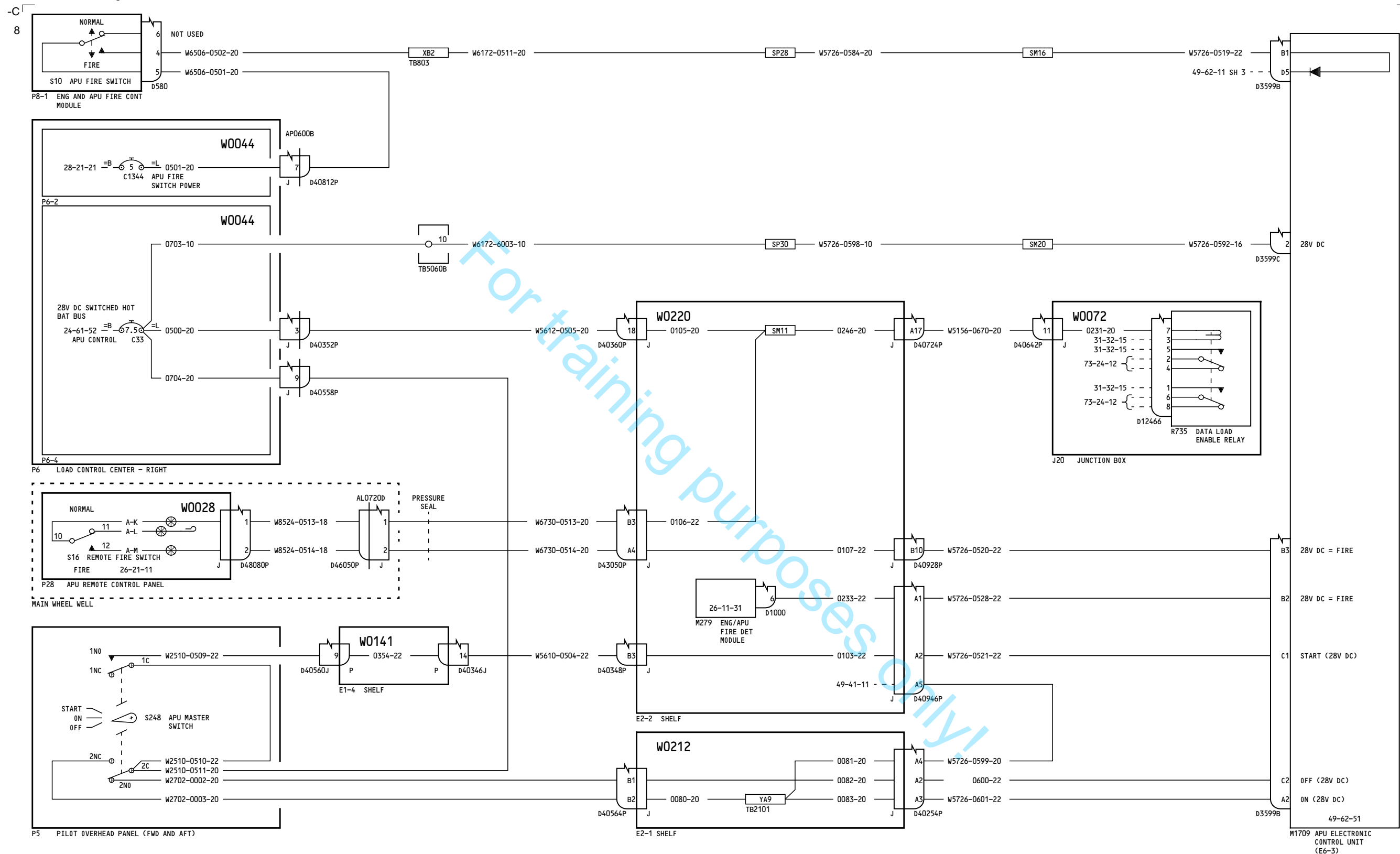
D280A108

49-62-11

Page 2
Sheet 3
Feb 10/2005

49-62-11

Page 2
Sheet 3
Feb 10/2005



YC059-YD158

APU CONTROL-
AIRPLANE INTERFACE

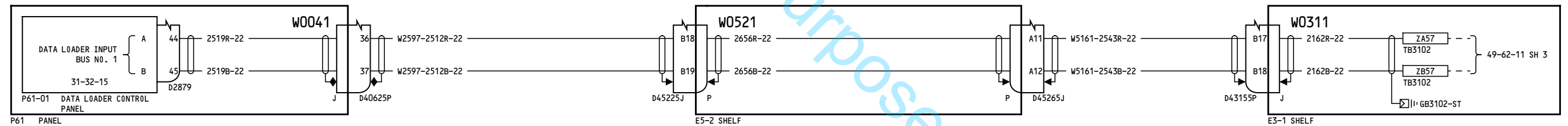
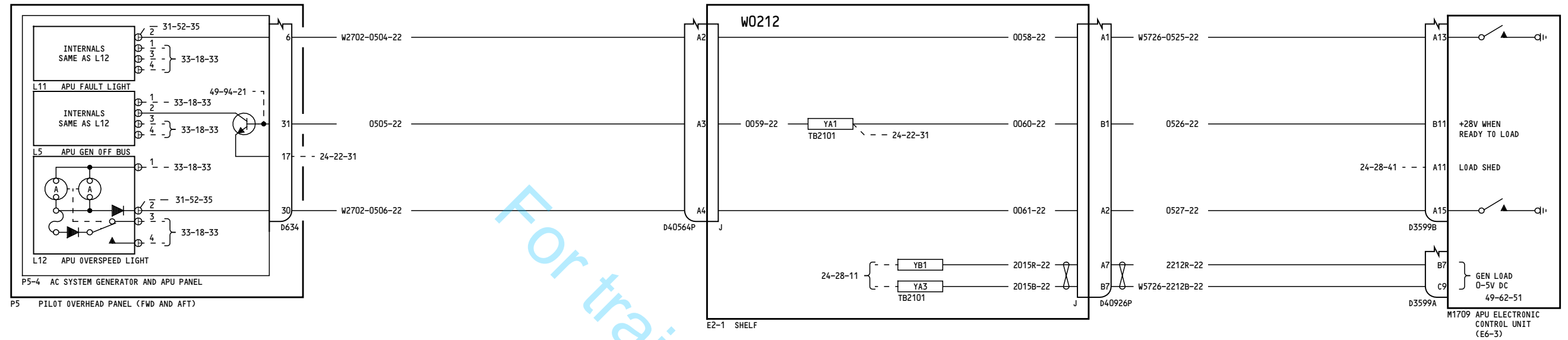
D280A108

49-62-11

Page 3
Sheet 1
Nov 12/2012

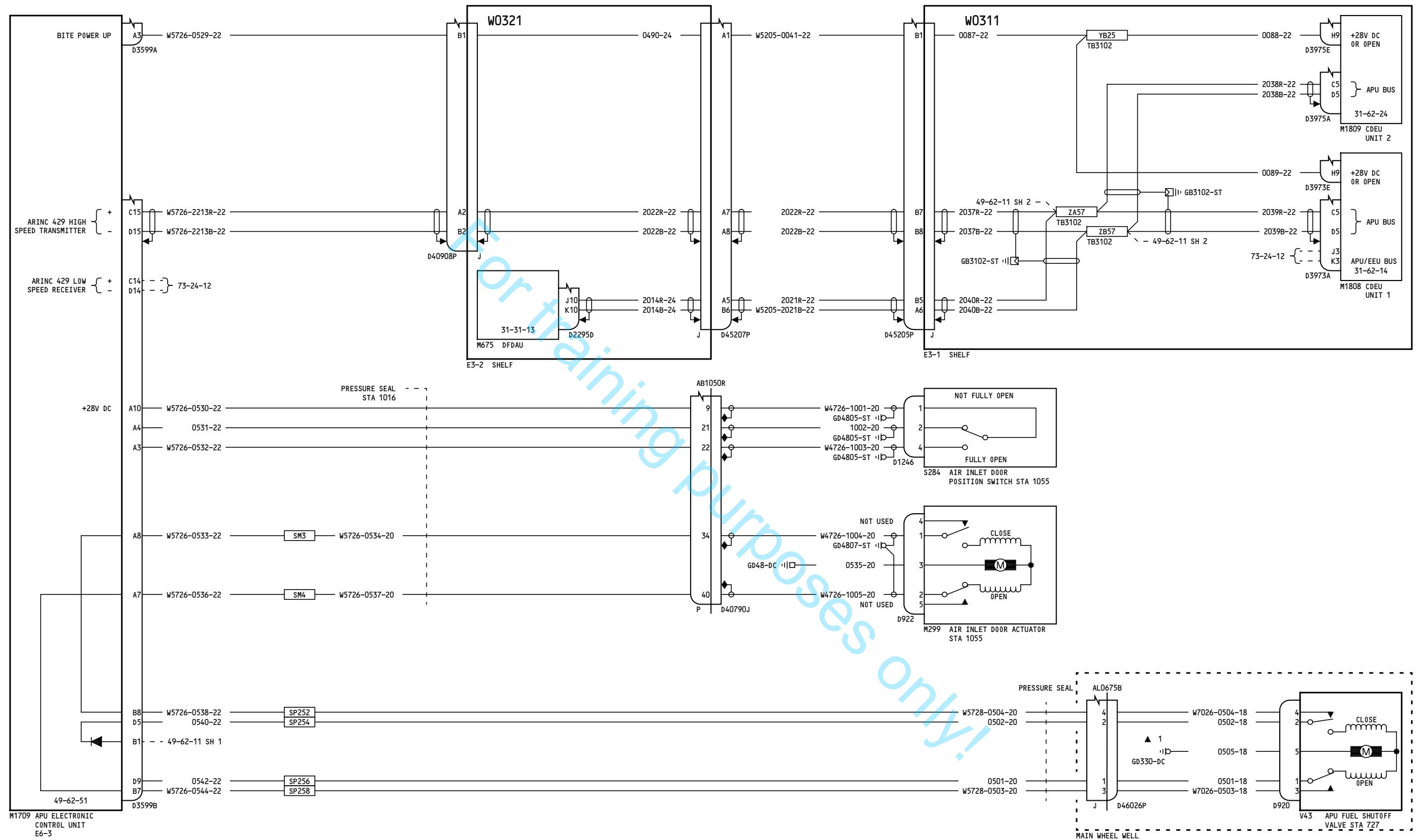
49-62-11

Page 3
Sheet 1
Nov 12/2012



-D

7



YC059-YD158

APU CONTROL-
AIRPLANE INTERFACE


D280A108

49-62-11

Page 3
Sheet 3
Nov 12/2012

49-62-11

Page 3
Sheet 3
Nov 12/2012

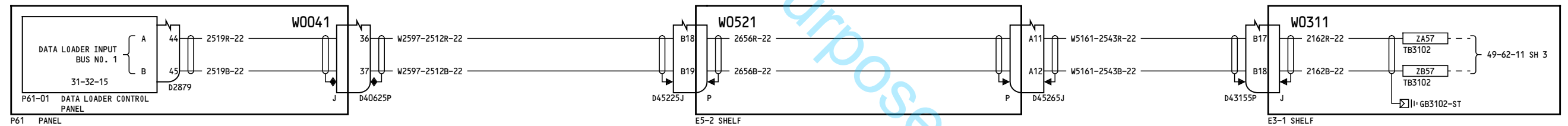
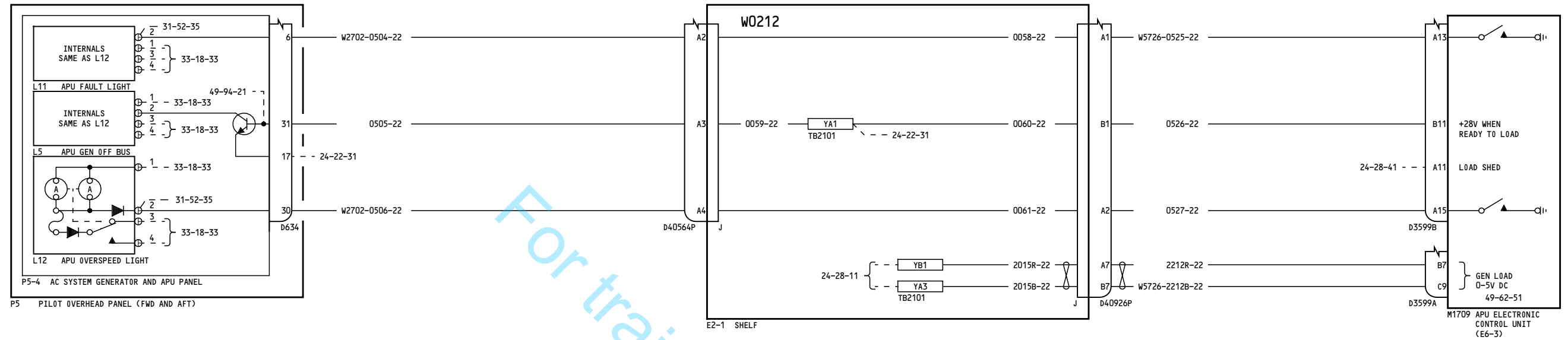


D280A108

Page 4
Sheet 1
Nov 12/2012

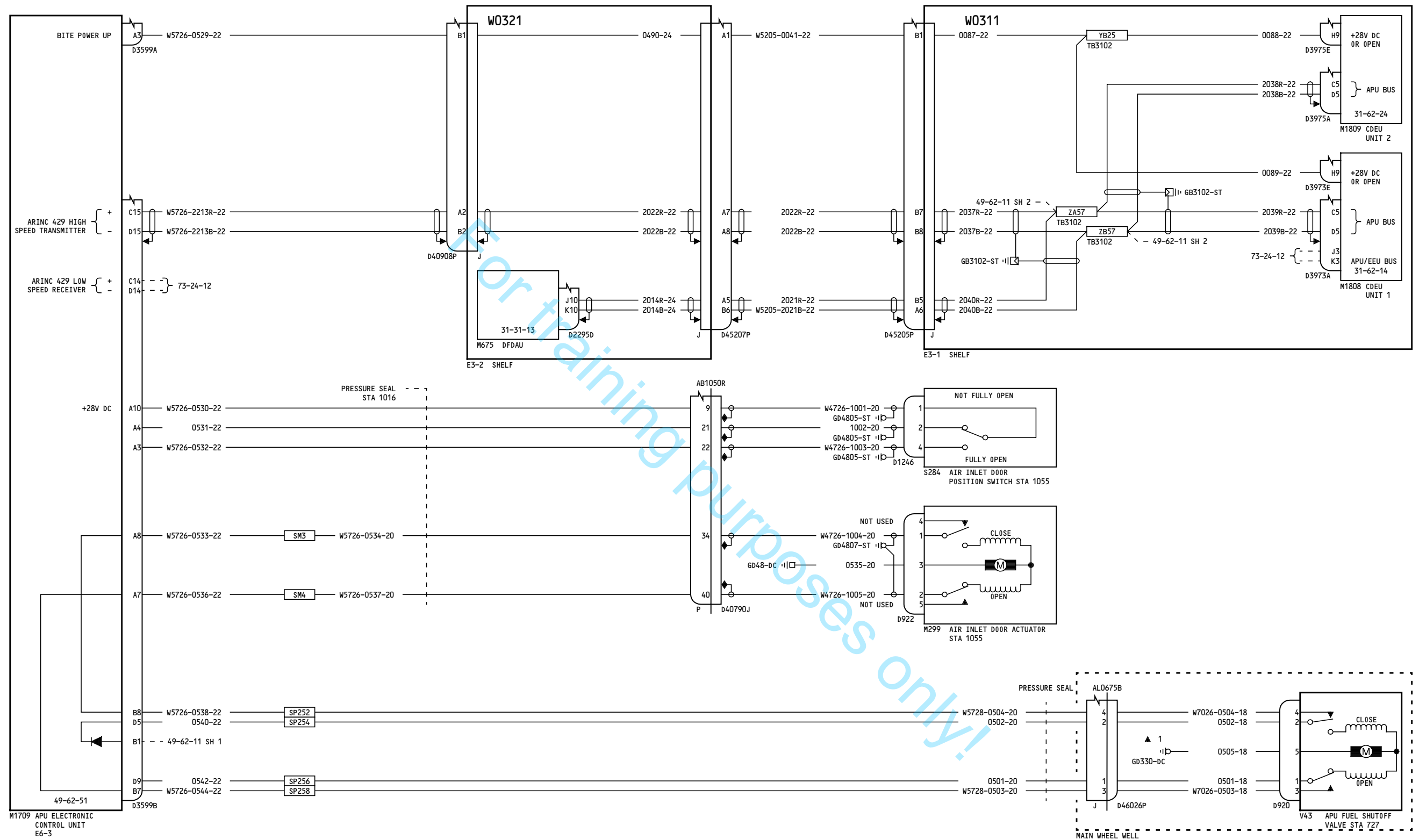
Page 4
Sheet 1
Nov 12/2012

BOEING PROPRIETARY - Copyright © - Unpublished Work - See title page for details.



-D

7



YD160-YR328

APU CONTROL-
AIRPLANE INTERFACE

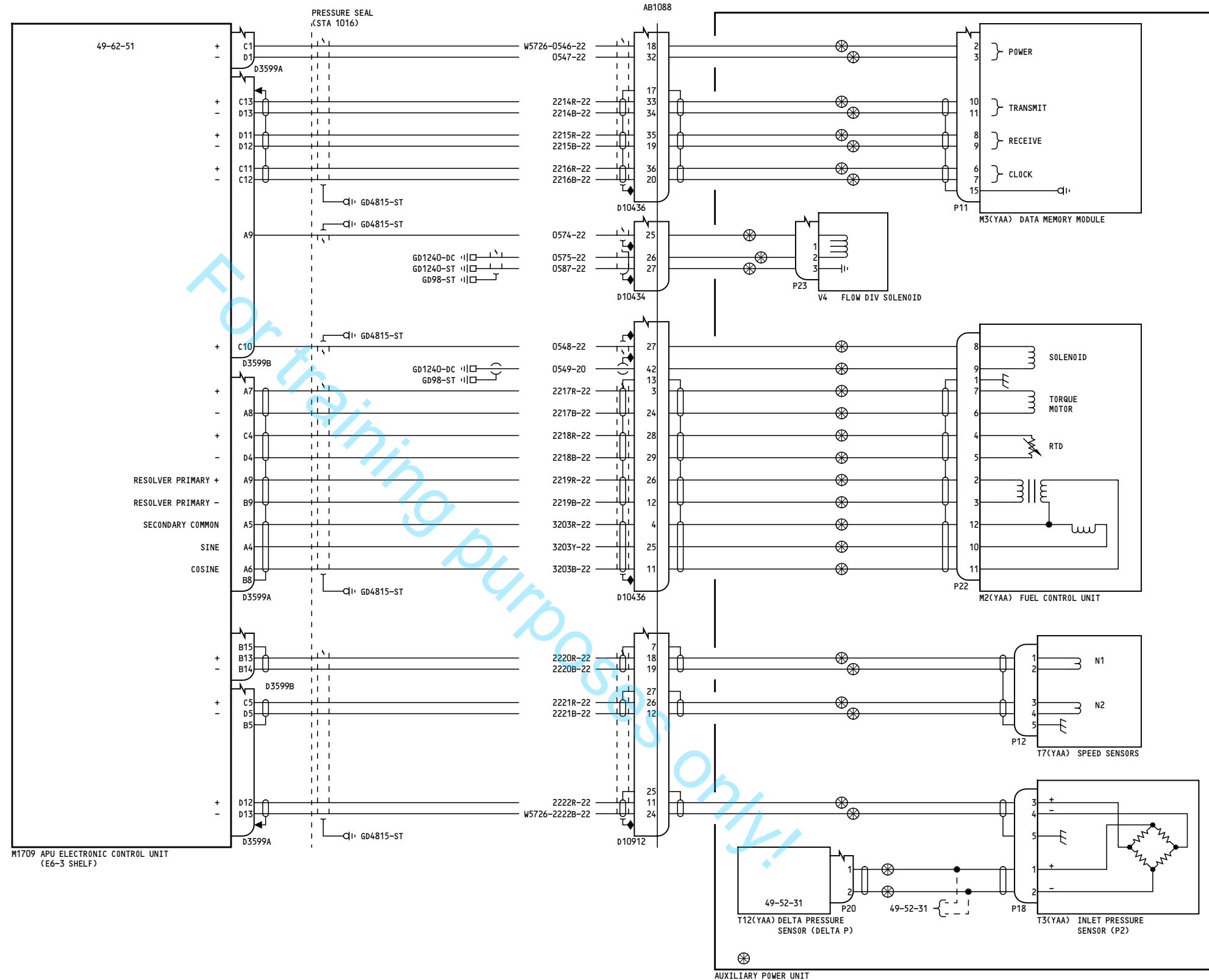
D280A108

49-62-11

Page 4
Sheet 3
Nov 12/2012

49-62-11

Page 4
Sheet 3
Nov 12/2012



YC051-YC052

**APU CONTROL-
APU INTERFACE**

49-62-12

Page 1

D280A108

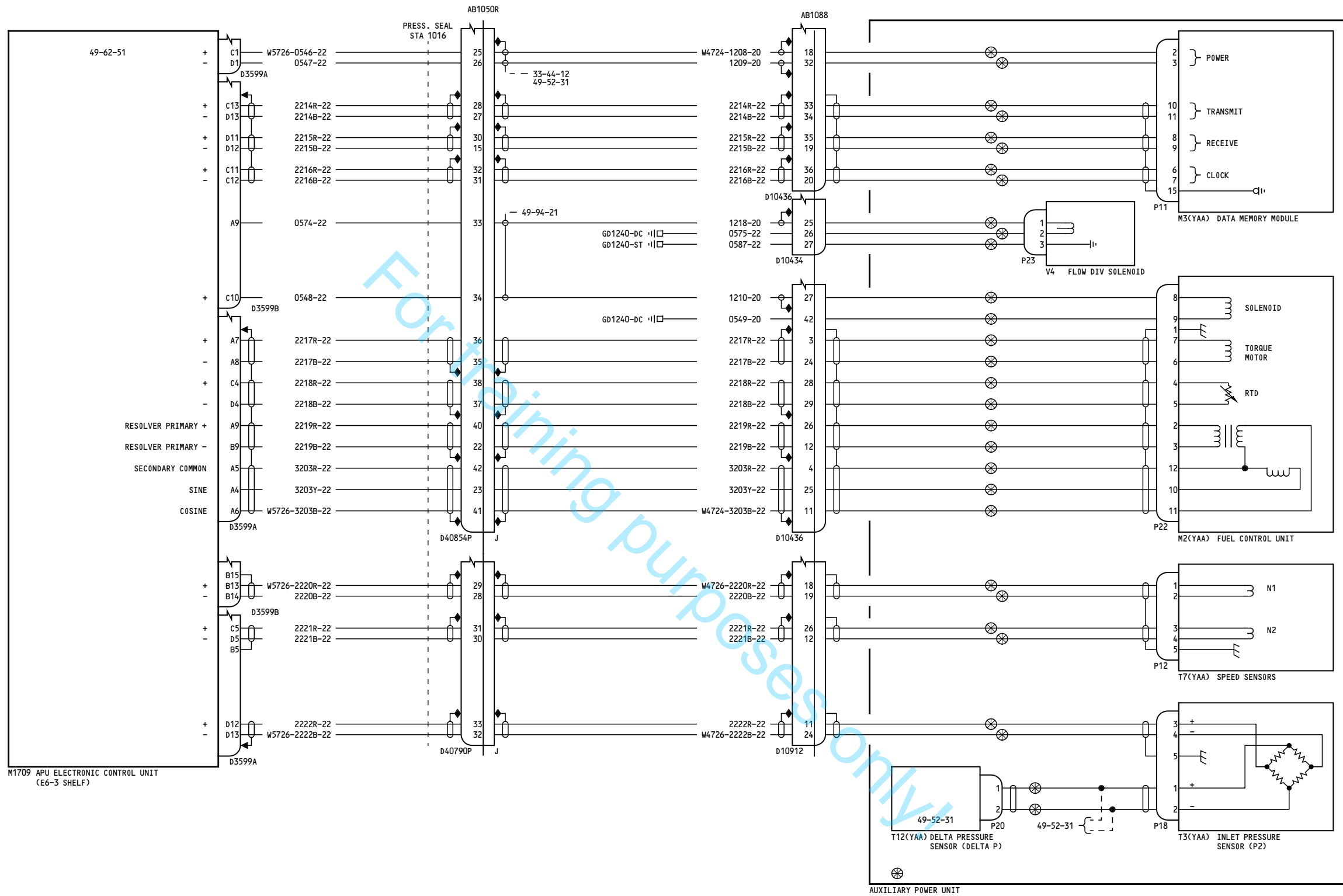
Aug 30/2007

49-62-12

Page 1

Aug 30/2007

-D
4



YC053-YR328

APU CONTROL-
APU INTERFACE

49-62-12

Page 2


D280A108


Nov 12/2012

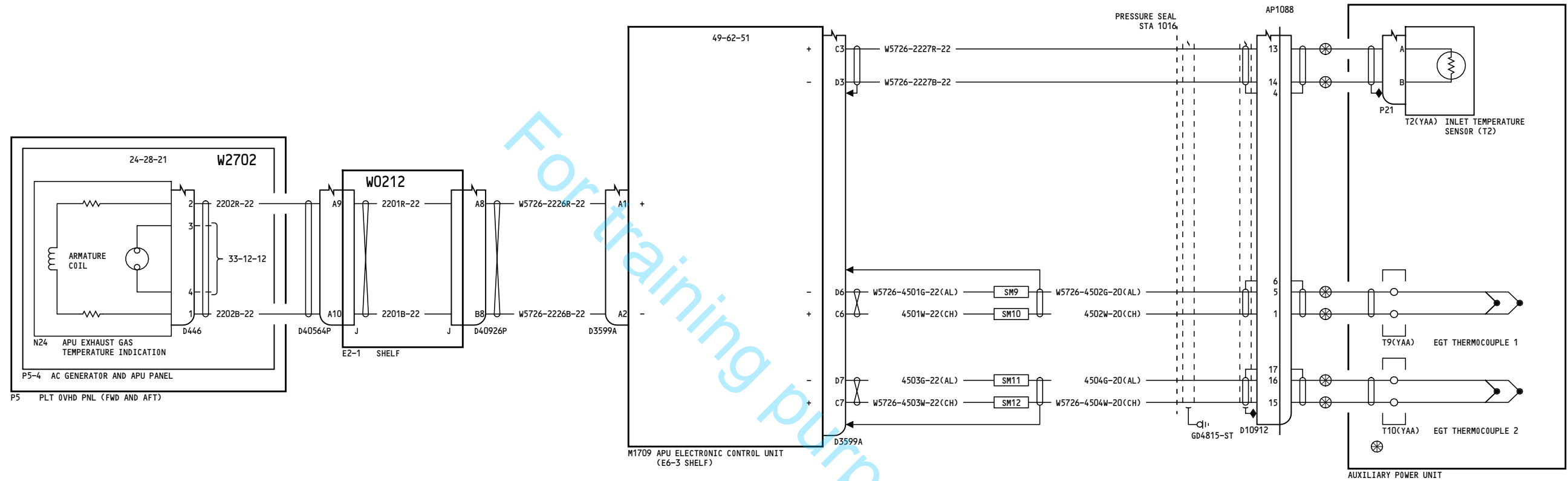
49-62-12

Page 2

Nov 12/2012







YC051-YC052

APU EGT SYSTEM

49-71-21

Page 1

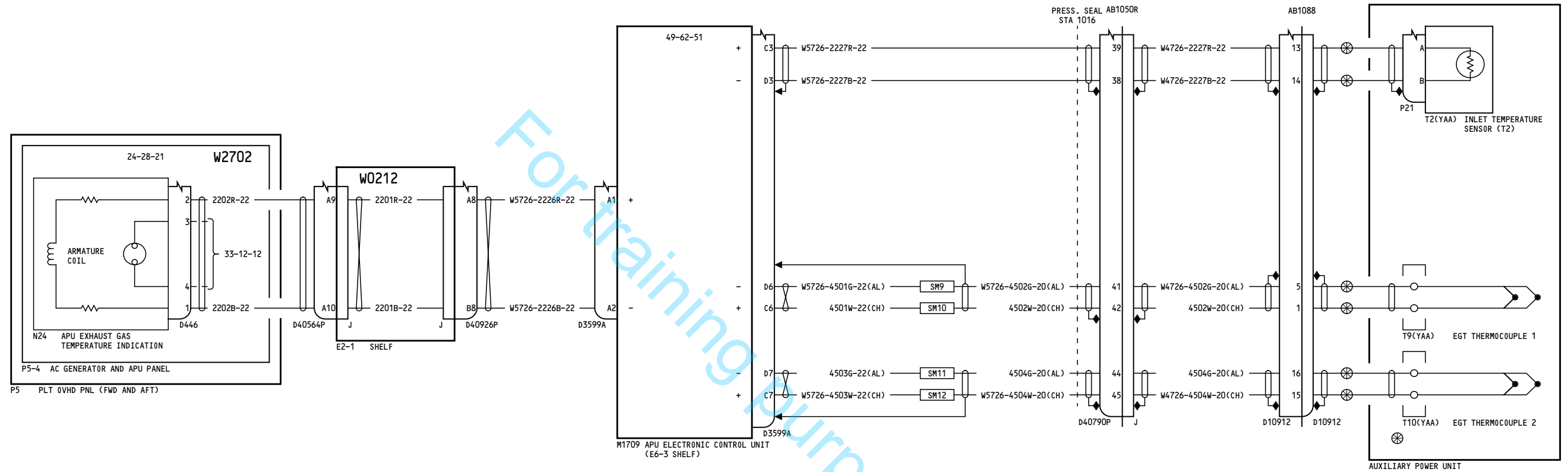
D280A108

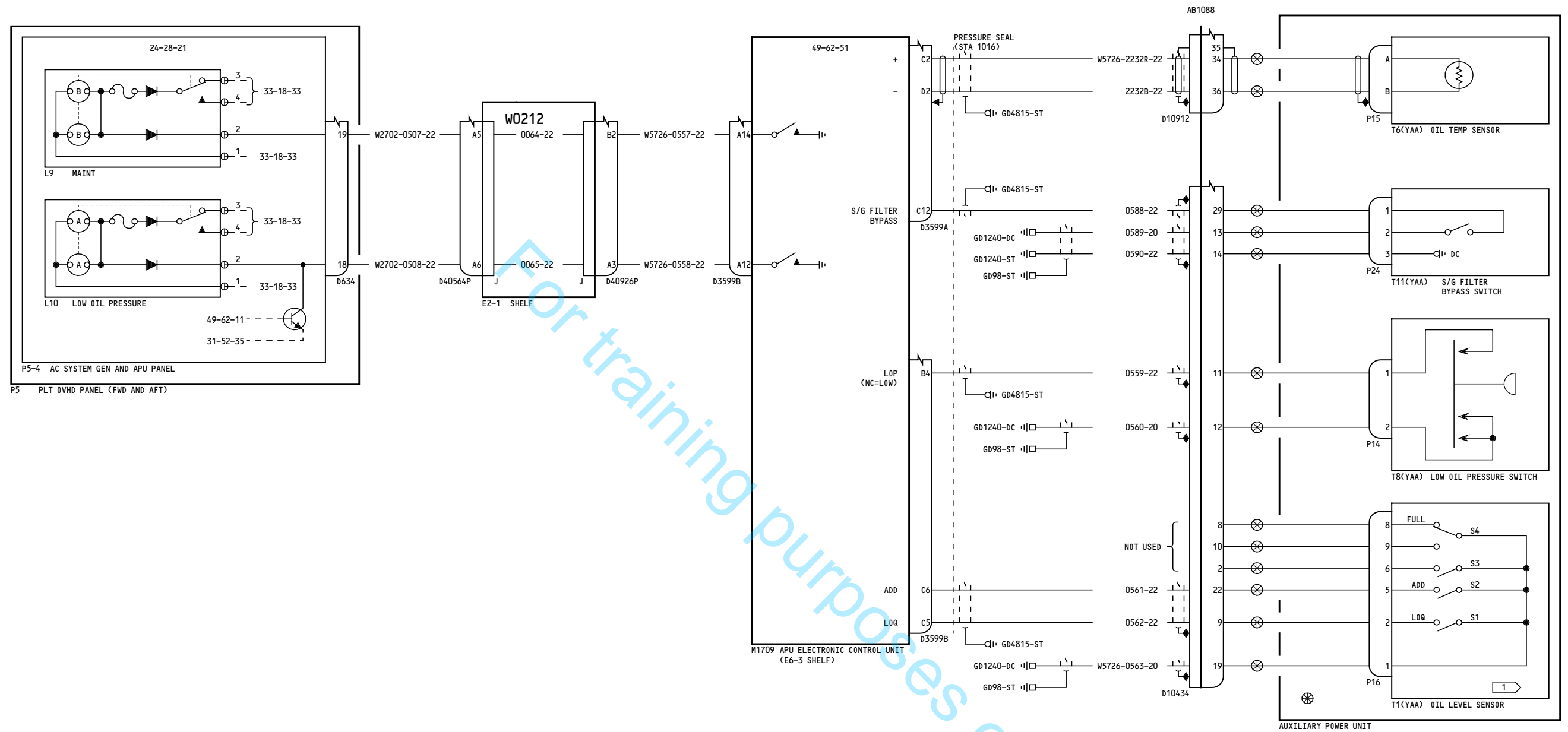
Feb 10/2005

49-71-21

Page 1

Feb 10/2005





NOTES:

1 SHOWN IN FULL OIL POSITION WITH ENGINE OFF.

YC051-YC052

APU OIL SYSTEM

D280A108

49-94-21

Page 1

May 11/2009

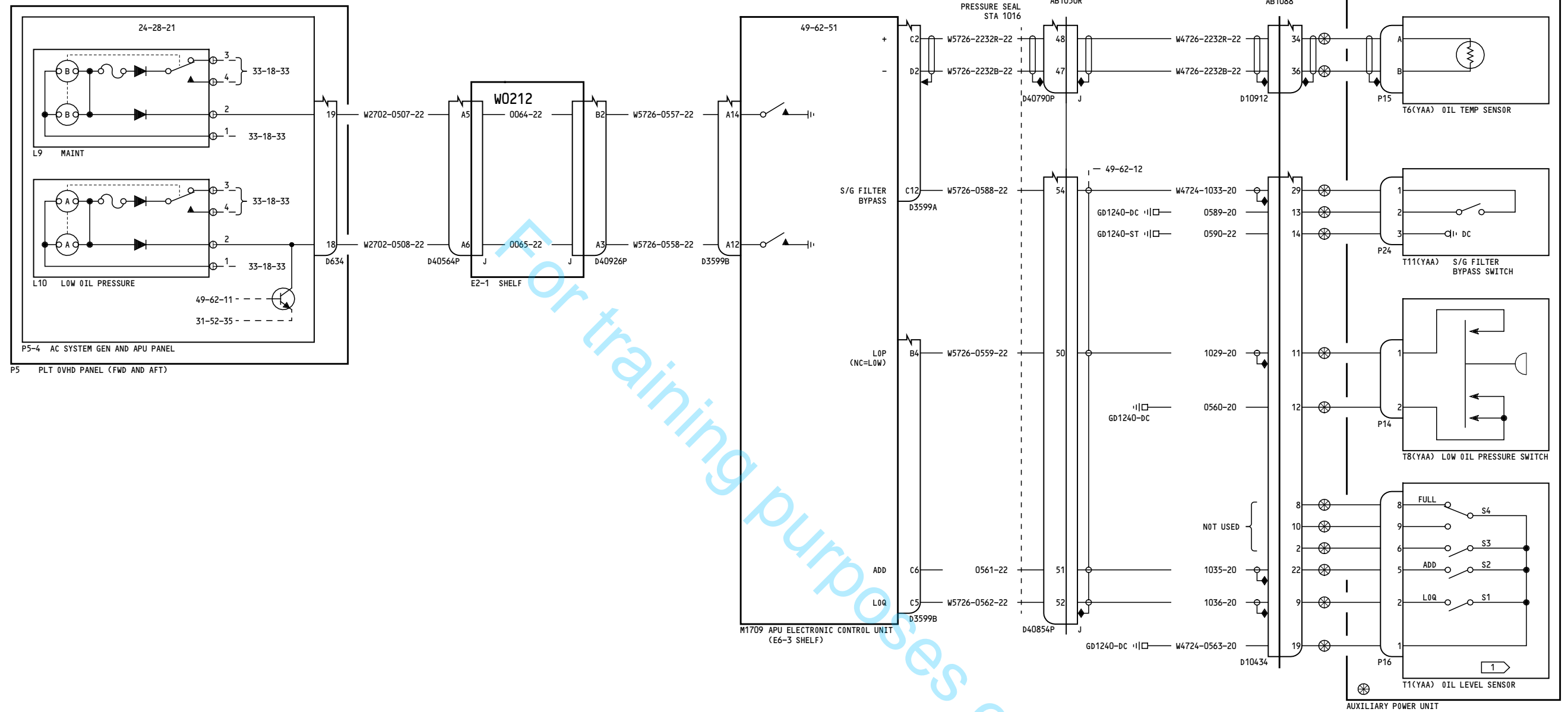
49-94-21

Page 1

May 11/2009

-G

4



NOTES:

1 SHOWN IN FULL OIL POSITION WITH ENGINE OFF.

YC053-YR328

APU OIL SYSTEM

D280A108

49-94-21

Page 2

Nov 12/2012

49-94-21

Page 2

Nov 12/2012