

**CHAPTER**

**78**

**EXHAUST**

For training purposes only!



737-700/800

## WIRING DIAGRAM MANUAL

### CHAPTER 78 EXHAUST

CH-SC-SU	Schem	Page	Sheet	Date	CH-SC-SU	Schem	Page	Sheet	Date
78-EFFECTIVE PAGES									
		1		Nov 12/2012					
		2		BLANK					
78-CONTENTS									
R		1		Nov 12/2012					
R		2		Nov 12/2012					
78-ALPHABETICAL INDEX									
		1		Aug 30/2007					
		2		BLANK					
	78-32-51								
		1.1		May 11/2009					
		2		May 11/2009					
R		3		Nov 12/2012					
R		4		Nov 12/2012					
	78-32-61								
		1.1		May 11/2009					
		2		May 11/2009					
R		3		Nov 12/2012					
R		4		Nov 12/2012					
		5		Oct 06/2010					
	78-34-11								
R		1		Nov 12/2012					
	78-34-21								
R		1		Nov 12/2012					
R		2		Nov 12/2012					
	78-35-11								
		1.1		Feb 10/2005					
		2		Feb 10/2005					
R		3		Nov 12/2012					
	78-35-21								
		1		Feb 10/2005					
		2		Feb 10/2005					
R		3		Nov 12/2012					
	78-36-11								
		1.1		Feb 10/2005					
		2		Feb 10/2005					
R		3		Nov 12/2012					
	78-36-21								
		1		Oct 27/2011					
		2		Oct 27/2011					
R		3		Nov 12/2012					

A = Added, R = Revised, D = Deleted, O = Overflow

### 78-EFFECTIVE PAGES

Page 1

Nov 12/2012

D280A108



737-700/800

## WIRING DIAGRAM MANUAL

### CHAPTER 78 EXHAUST

Title	CH-SC-SU	Schem	Page	Sheet	Date	Effectivity
<b><u>THRUST REVERSER SYSTEM</u></b>						
ENGINE 1 THRUST REVERSER SYNCHRONOUS SHAFT LOCKS	78-32-51		1.1		May 11/2009	YC051-YC054
			2		May 11/2009	YC055
			3		Nov 12/2012	YC056-YD158
			4		Nov 12/2012	YD160-YR328
ENGINE 2 THRUST REVERSER SYNCHRONOUS SHAFT LOCKS	78-32-61		1.1		May 11/2009	YC051-YC054
			2		May 11/2009	YC055
			3		Nov 12/2012	YC056-YD158
			4		Nov 12/2012	YD160-YL999 YR301-YR328
			5		Oct 06/2010	YN231-YN501
<b><u>THRUST REVERSER CONTROL SYSTEM</u></b>						
ENGINE 1 THRUST REVERSER CONTROL	78-34-11		1		Nov 12/2012	ALL
ENGINE 2 THRUST REVERSER CONTROL	78-34-21		1		Nov 12/2012	YC051-YD158
			2		Nov 12/2012	YD160-YR328
<b><u>ENGINE THRUST REVERSER POSITION / THRUST LEVER INTERLOCK</u></b>						
ENGINE 1 THRUST REVERSER POSITION / THRUST LEVER INTERLOCK	78-35-11		1.1		Feb 10/2005	YC051-YC054
			2		Feb 10/2005	YC055
			3		Nov 12/2012	YC056-YR328
ENGINE 2 THRUST REVERSER POSITION / THRUST LEVER INTERLOCK	78-35-21		1		Feb 10/2005	YC051-YC054
			2		Feb 10/2005	YC055
			3		Nov 12/2012	YC056-YR328
<b><u>THRUST REVERSER INDICATING SYSTEM</u></b>						
ENGINE 1 THRUST REVERSER FLIGHT DECK INDICATION	78-36-11		1.1		Feb 10/2005	YC051-YC054
			2		Feb 10/2005	YC055
			3		Nov 12/2012	YC056-YR328

## 78-CONTENTS

Page 1  
Nov 12/2012

D280A108



737-700/800

## WIRING DIAGRAM MANUAL

### CHAPTER 78 EXHAUST

Title	CH-SC-SU	Schem	Page	Sheet	Date	Effectivity
ENGINE 2 THRUST REVERSER FLIGHT DECK INDICATION	78-36-21		1		Oct 27/2011	YC051-YC054
			2		Oct 27/2011	YC055
			3		Nov 12/2012	YC056-YR328

For training purposes only!

## 78-CONTENTS

D280A108

BOEING PROPRIETARY - Copyright © Unpublished Work - See title page for details

Page 2  
Nov 12/2012



737-700/800

## WIRING DIAGRAM MANUAL

### CHAPTER 78 EXHAUST

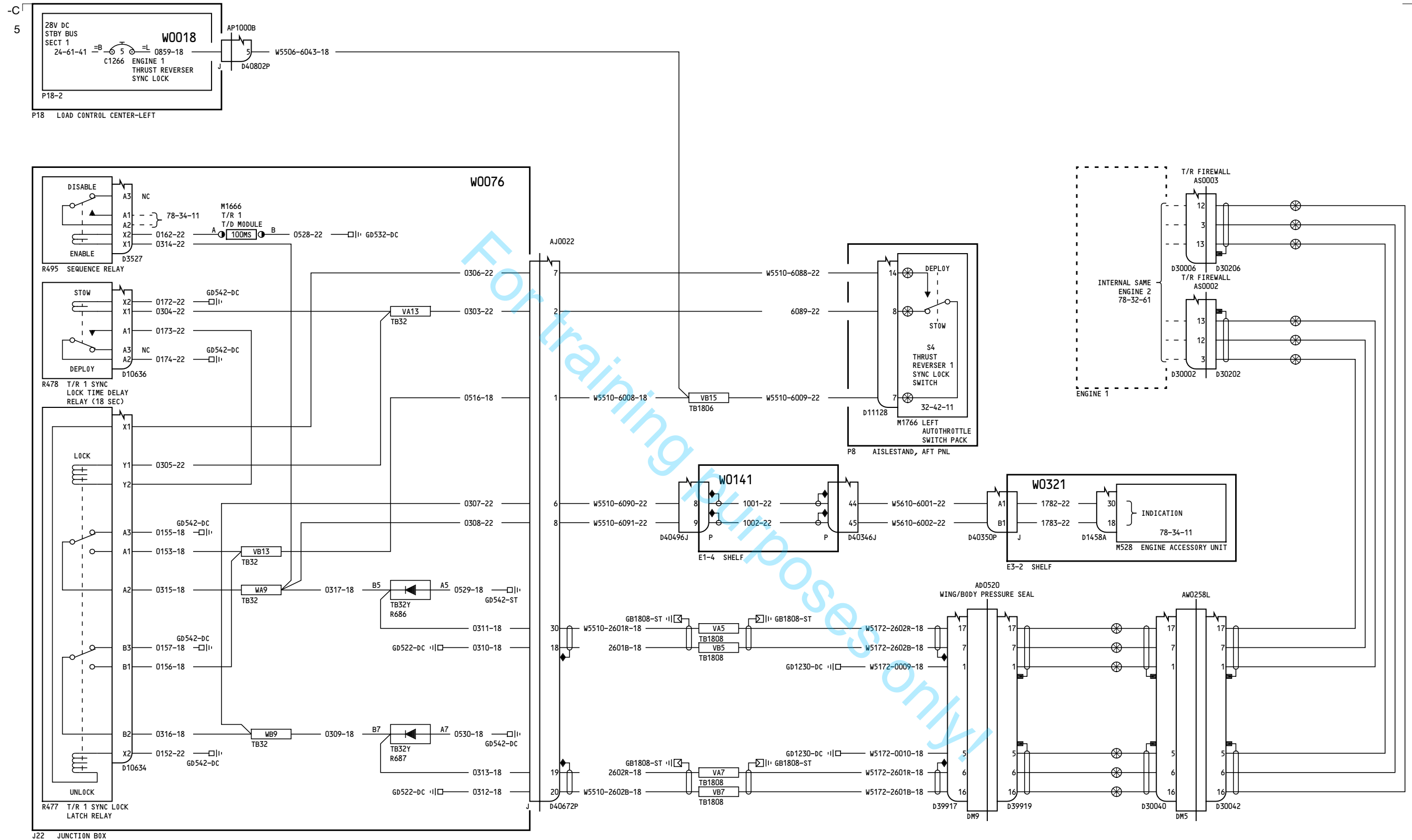
CH-SC-SU	Title
78-34-11	ENGINE 1 THRUST REVERSER CONTROL
78-36-11	ENGINE 1 THRUST REVERSER FLIGHT DECK INDICATION
78-35-11	ENGINE 1 THRUST REVERSER POSITION / THRUST LEVER INTERLOCK
78-32-51	ENGINE 1 THRUST REVERSER SYNCHRONOUS SHAFT LOCKS
78-34-21	ENGINE 2 THRUST REVERSER CONTROL
78-36-21	ENGINE 2 THRUST REVERSER FLIGHT DECK INDICATION
78-35-21	ENGINE 2 THRUST REVERSER POSITION / THRUST LEVER INTERLOCK
78-32-61	ENGINE 2 THRUST REVERSER SYNCHRONOUS SHAFT LOCKS

## 78-ALPHABETICAL INDEX

D280A108

BOEING PROPRIETARY - Copyright © Unpublished Work - See title page for details

Page 1  
Aug 30/2007



YC051-YC054

## ENGINE 1 THRUST REVERSER SYNCHRONOUS SHAFT LOCKS

D280A108

**78-32-51**

Page 1.1

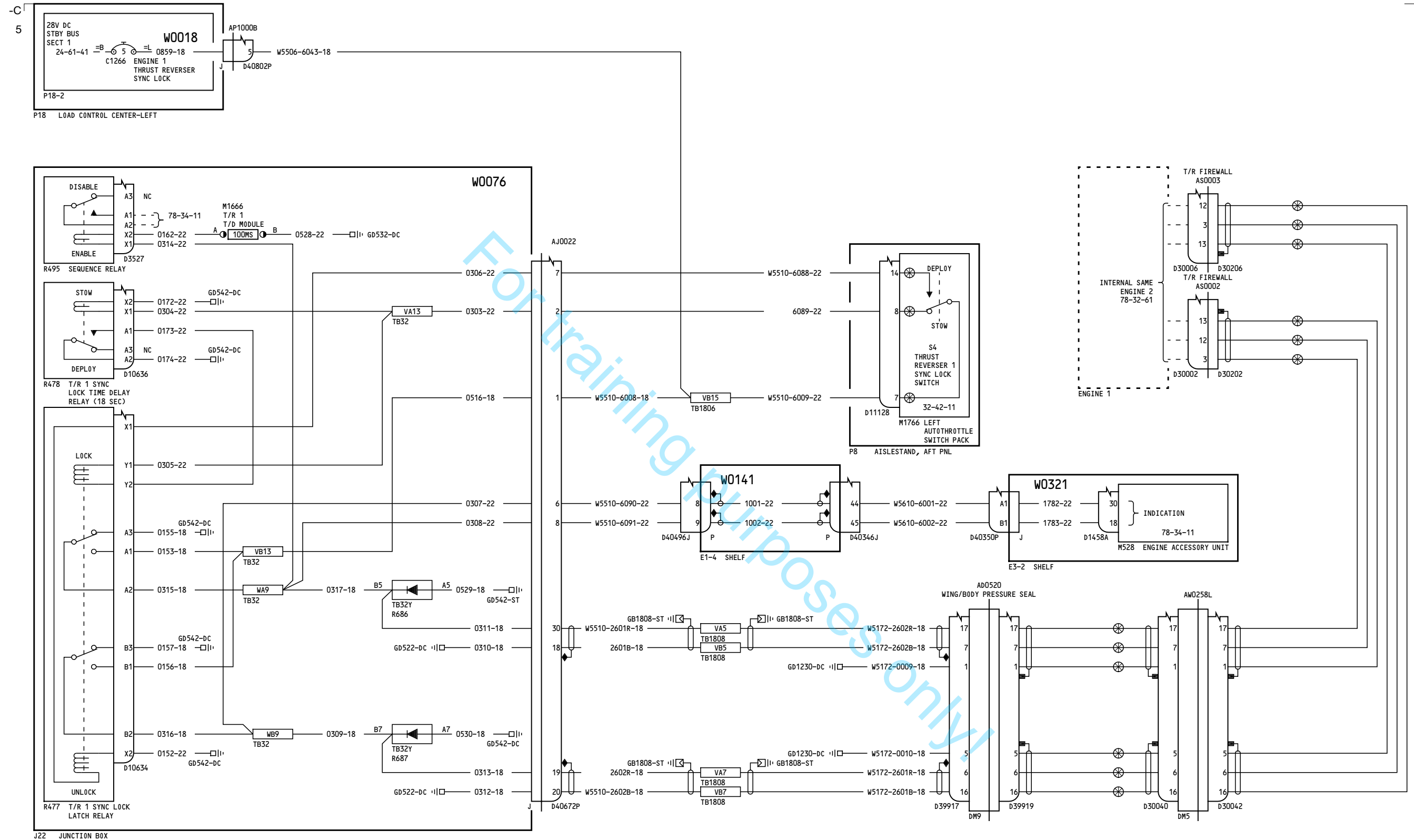
May 11/2009

Incorporates  
73-1015

**78-32-51**

Page 1.1

May 11/2009



YC055

## ENGINE 1 THRUST REVERSER SYNCHRONOUS SHAFT LOCKS

D280A108

**78-32-51**

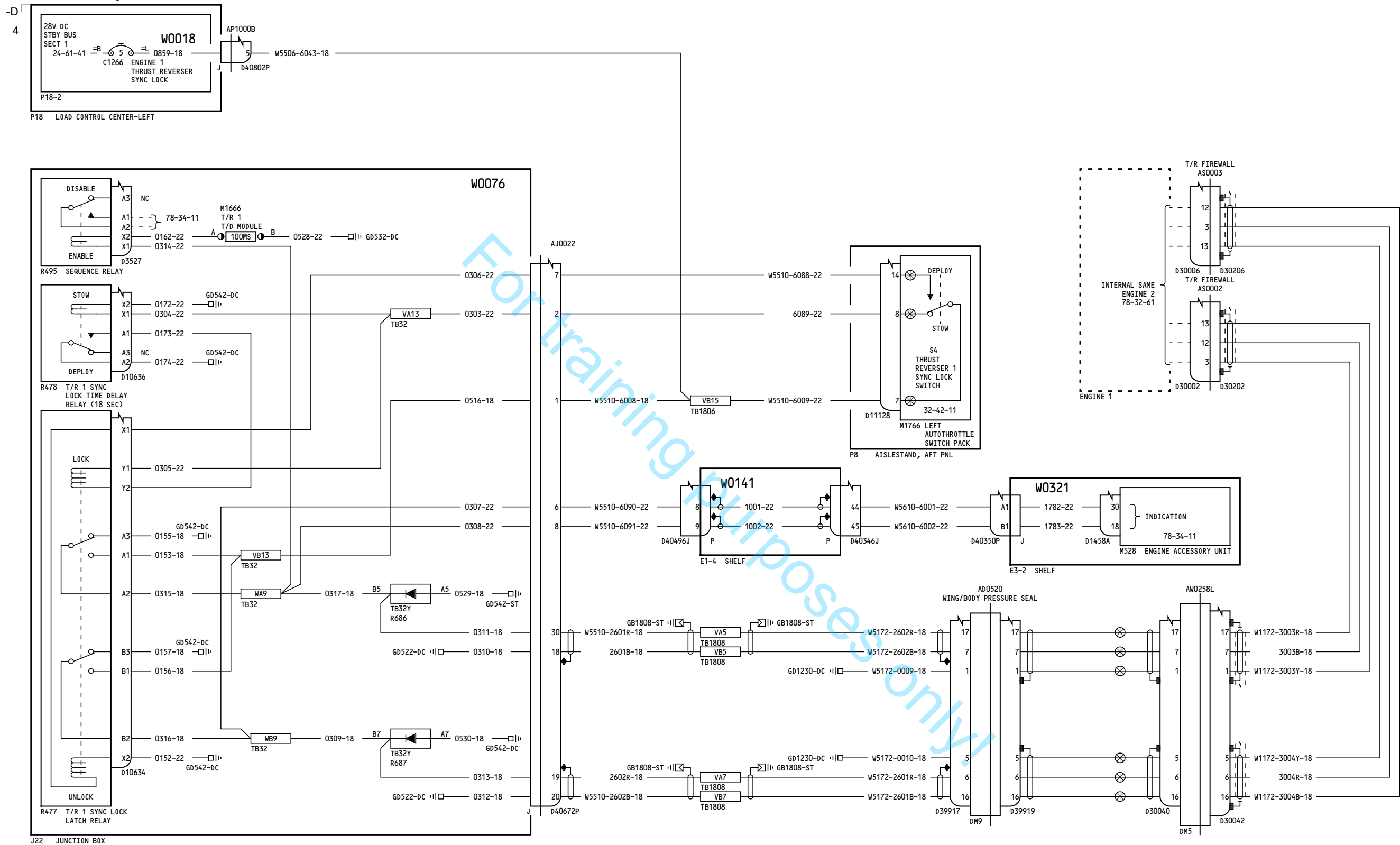
Page 2

May 11/2009

**78-32-51**

Page 2

May 11/2009



YC056-YD158

ENGINE 1 THRUST REVERSER  
SYNCHRONOUS SHAFT LOCKS

D280A108

78-32-51

Page 3

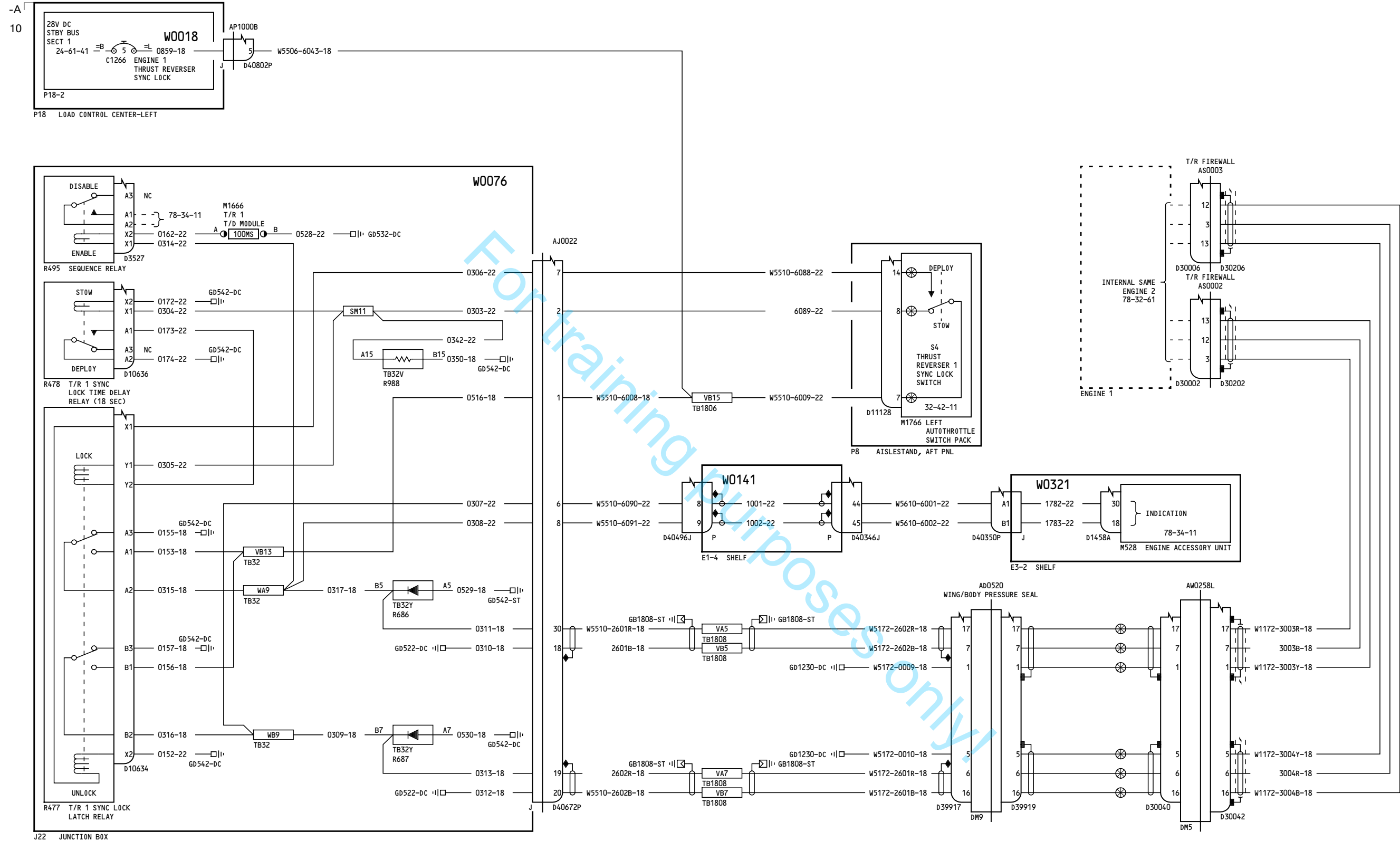
Nov 12/2012

78-32-51

Page 3

Nov 12/2012





YD160-YR328

## ENGINE 1 THRUST REVERSER SYNCHRONOUS SHAFT LOCKS

D280A108

**78-32-51**

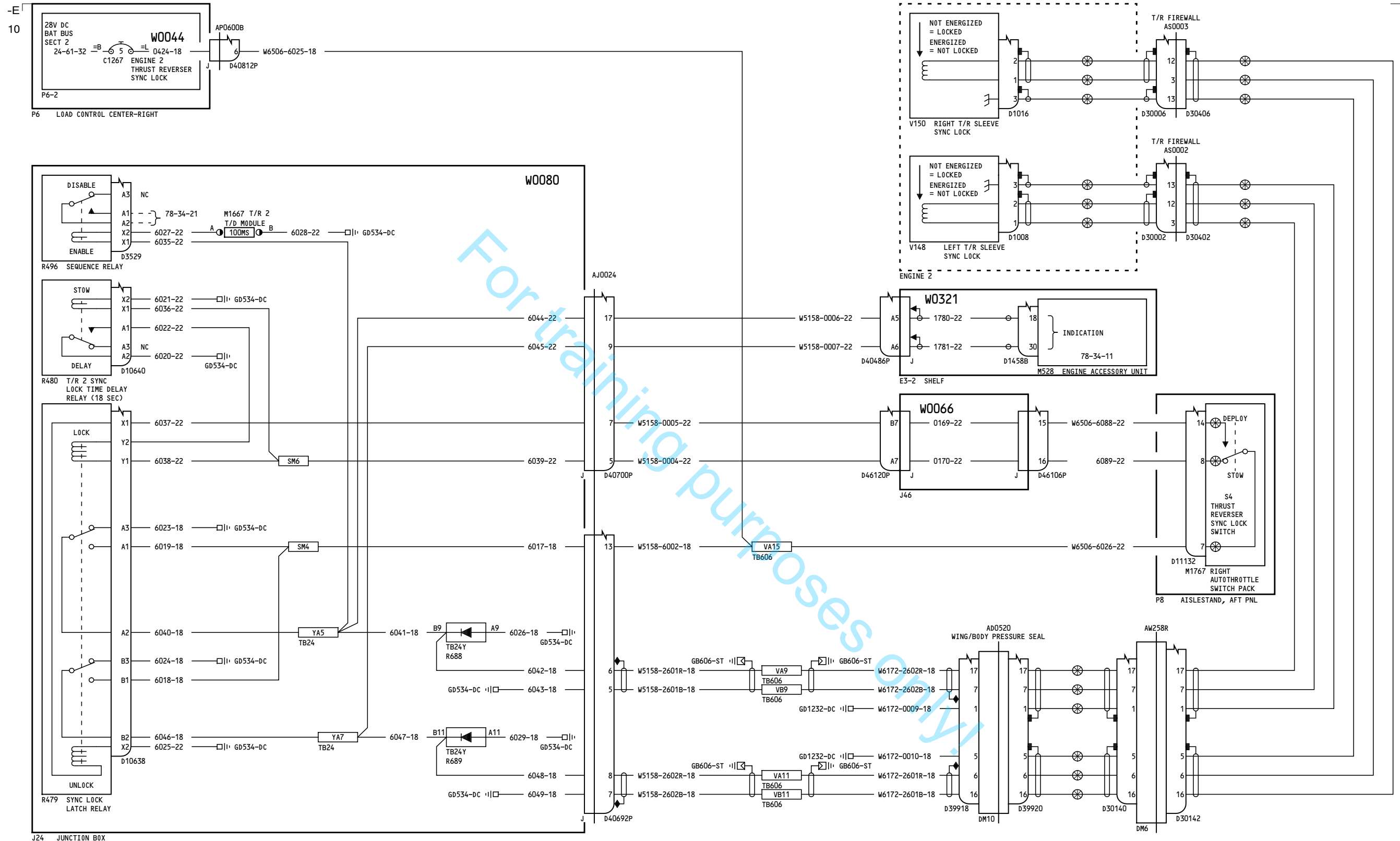
Page 4

Nov 12/2012

**78-32-51**

Page 4

Nov 12/2012



YC051-YC054

**ENGINE 2 THRUST REVERSER  
SYNCHRONOUS SHAFT LOCKS**

D280A108

**78-32-61**

Page 1.1

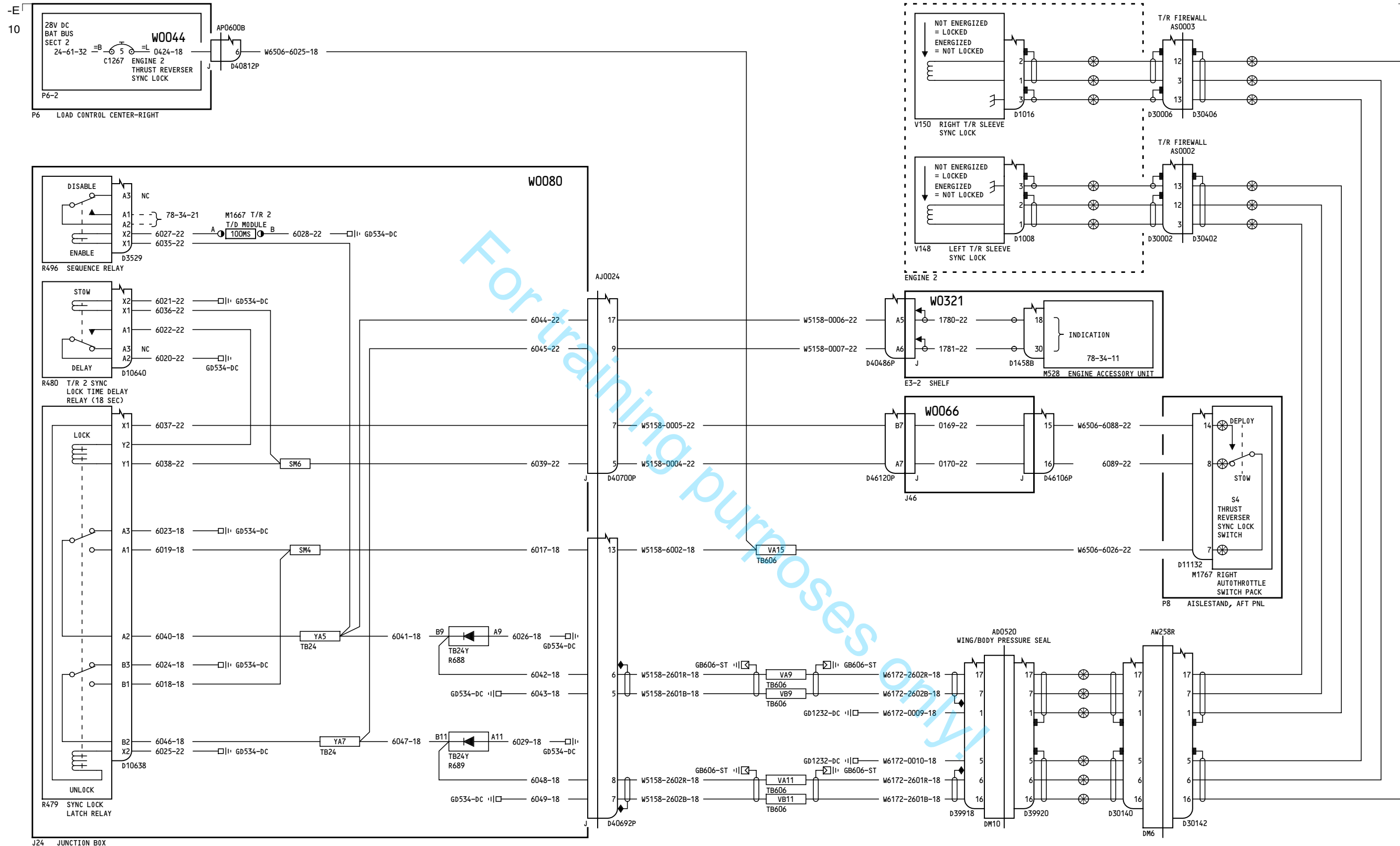
May 11/2009

Incorporates  
73-1015

**78-32-61**

Page 1.1

May 11/2009



YC055

ENGINE 2 THRUST REVERSER  
SYNCHRONOUS SHAFT LOCKS

78-32-61

Page 2

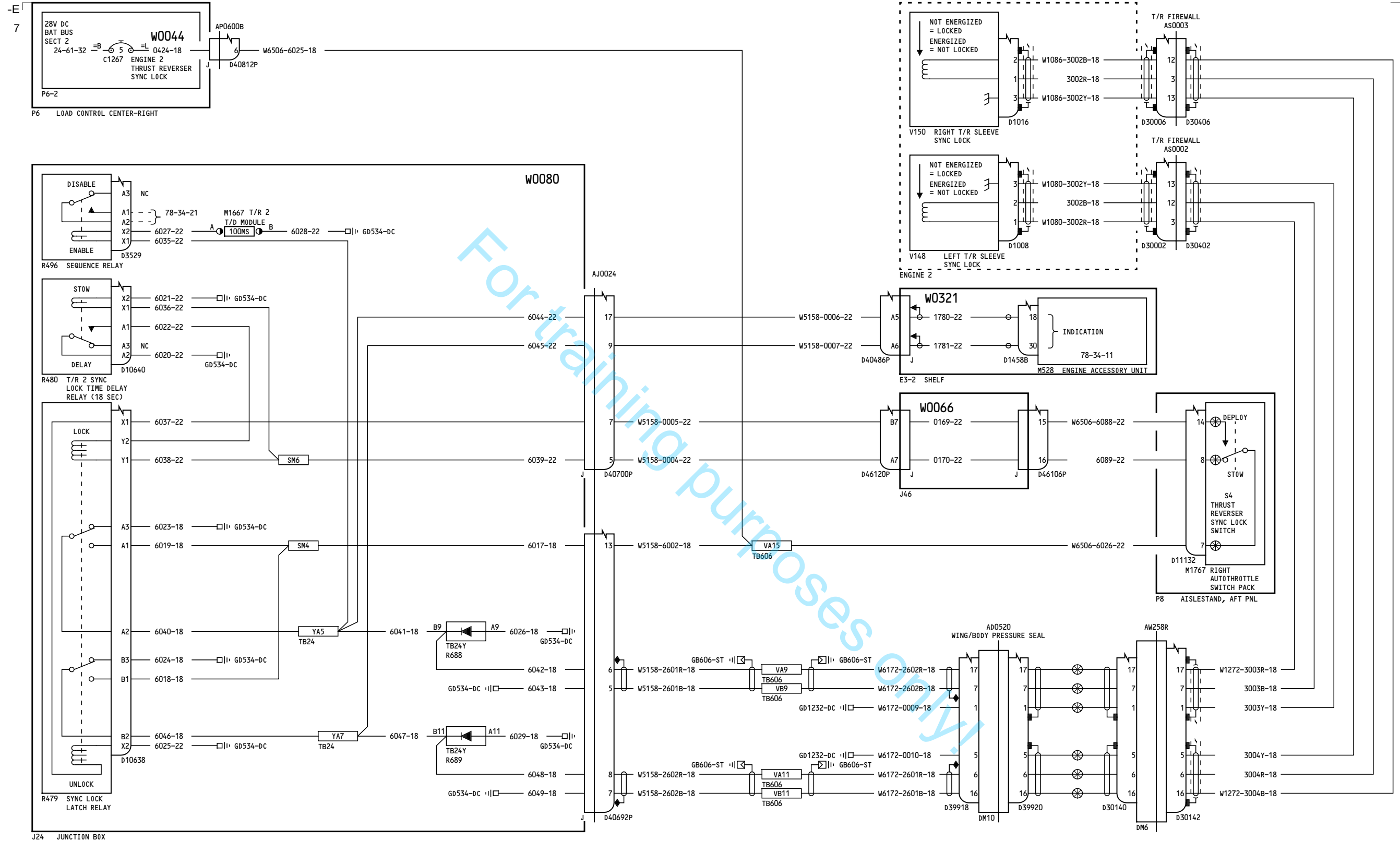
May 11/2009

D280A108

78-32-61

Page 2

May 11/2009



YC056-YD158

## ENGINE 2 THRUST REVERSER SYNCHRONOUS SHAFT LOCKS

**78-32-61**

Page 3

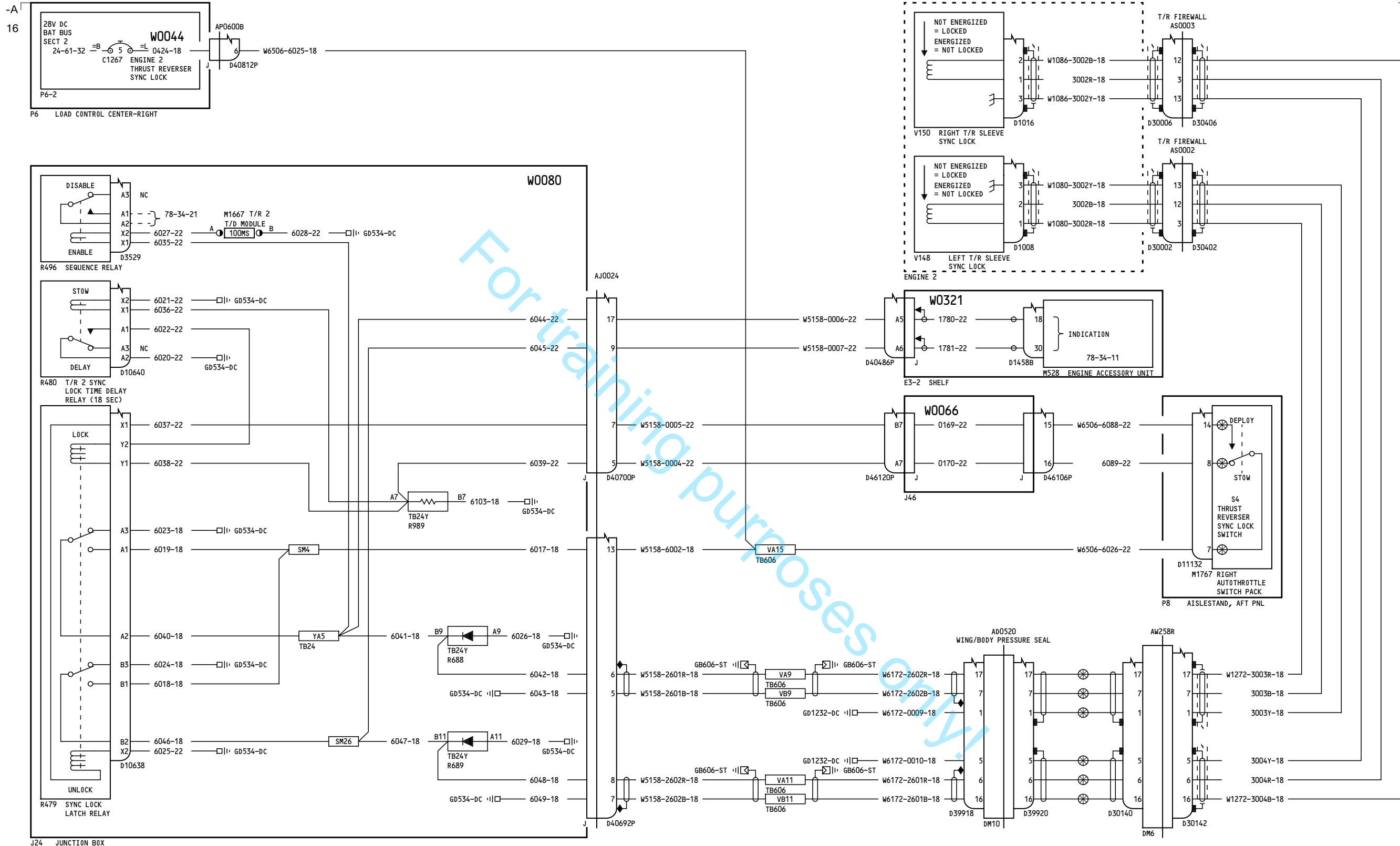
Nov 12/2012

D280A108

**78-32-61**

Page 3

Nov 12/2012



YD160-YL999, YR301-YR328

**ENGINE 2 THRUST REVERSER  
SYNCHRONOUS SHAFT LOCKS**

D280A108

**78-32-61**

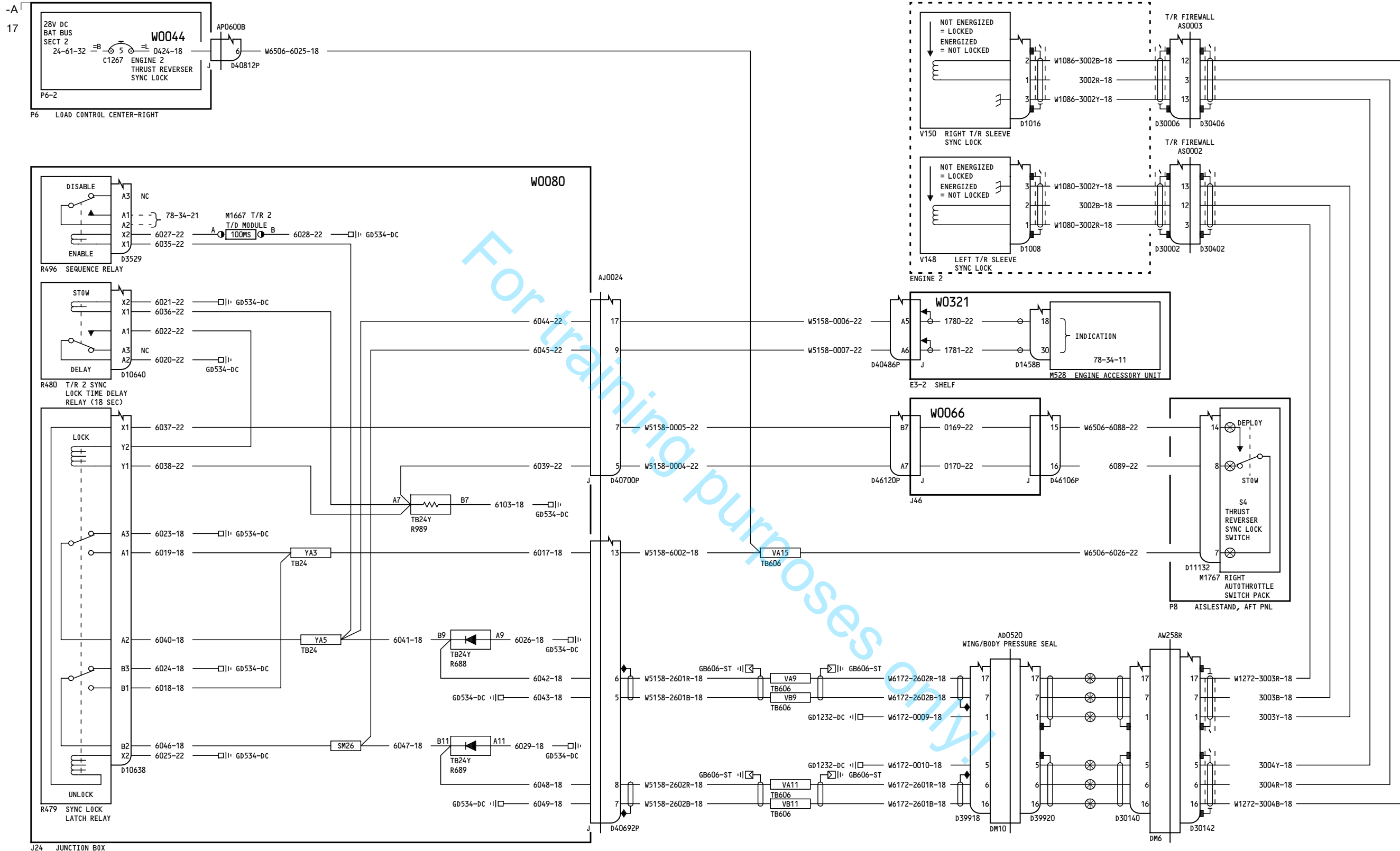
Page 4

Nov 12/2012

**78-32-61**

Page 4

Nov 12/2012



YN231-YN501

ENGINE 2 THRUST REVERSER  
SYNCHRONOUS SHAFT LOCKS

78-32-61

Page 5

D280A108

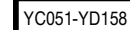
Oct 06/2010

78-32-61

Page 5

Oct 06/2010





**78-34-21**

Page 1

Nov 12/2012

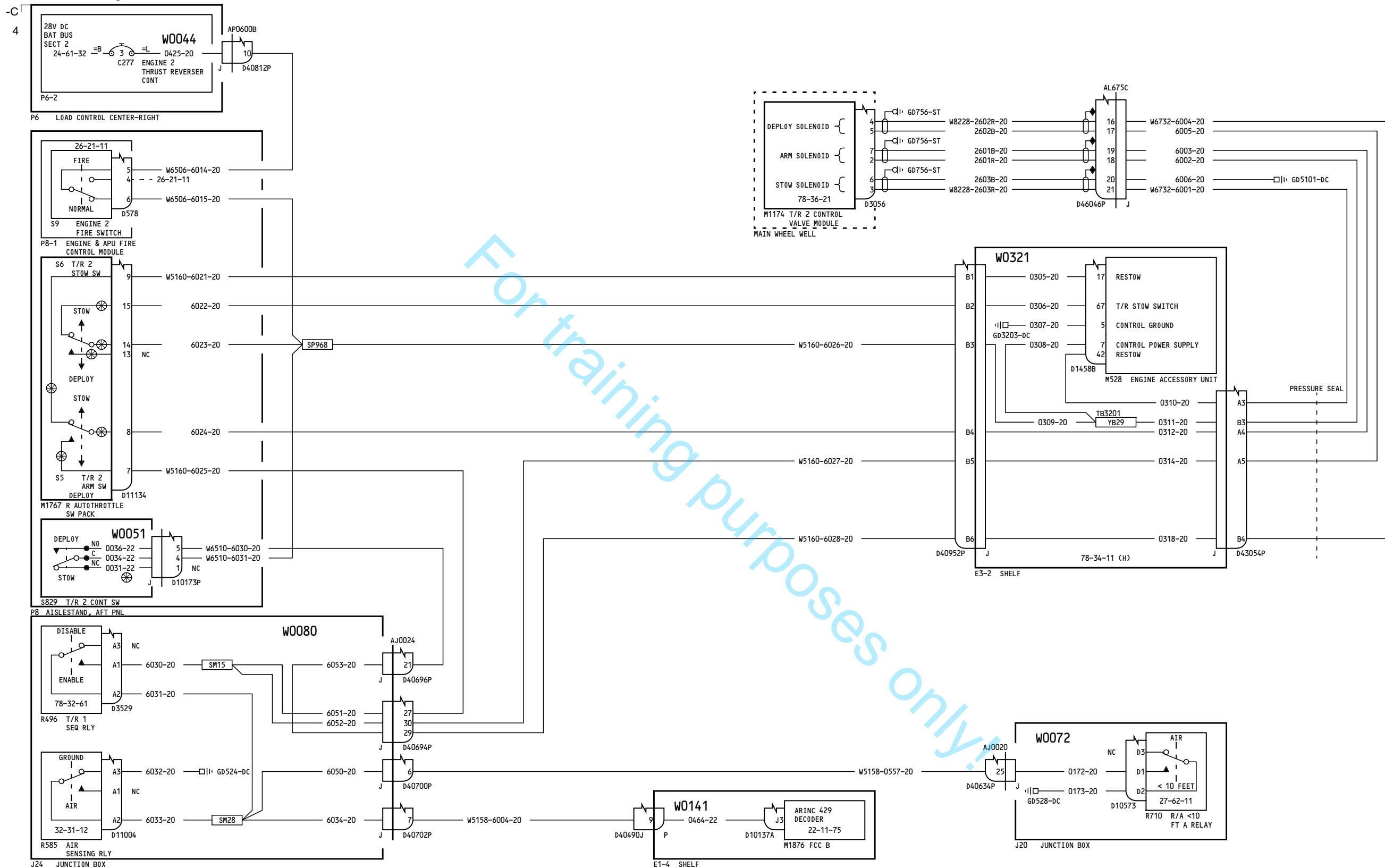
D280A108

**78-34-21**

Page 1

Nov 12/2012





YD160-YR328

ENGINE 2 THRUST REVERSER CONTROL

D280A108

78-34-21

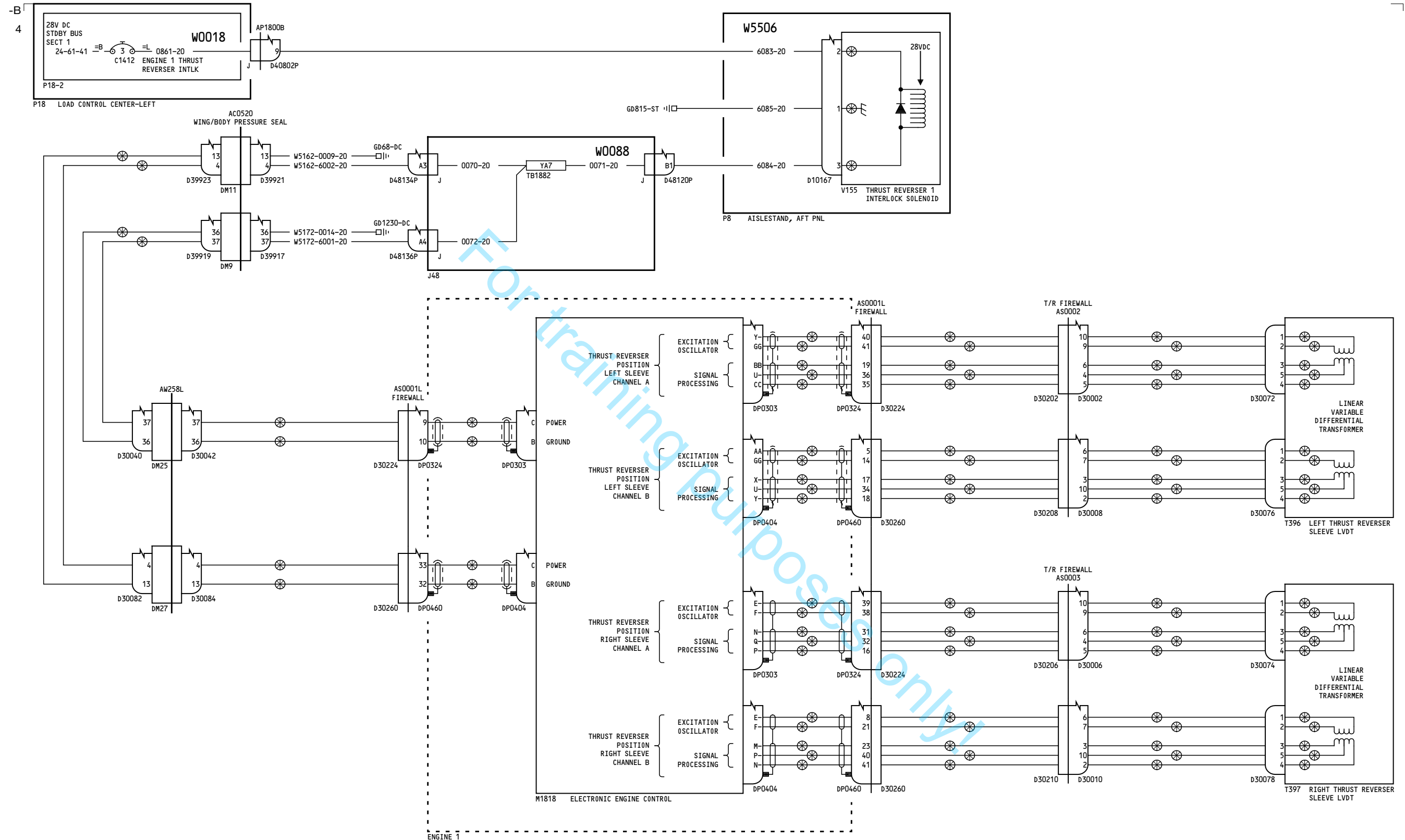
Page 2

Nov 12/2012

78-34-21

Page 2

Nov 12/2012



YC051-YC054

## ENGINE 1 THRUST REVERSER POSITION / THRUST LEVER INTERLOCK

D280A108

**78-35-11**

Page 1.1

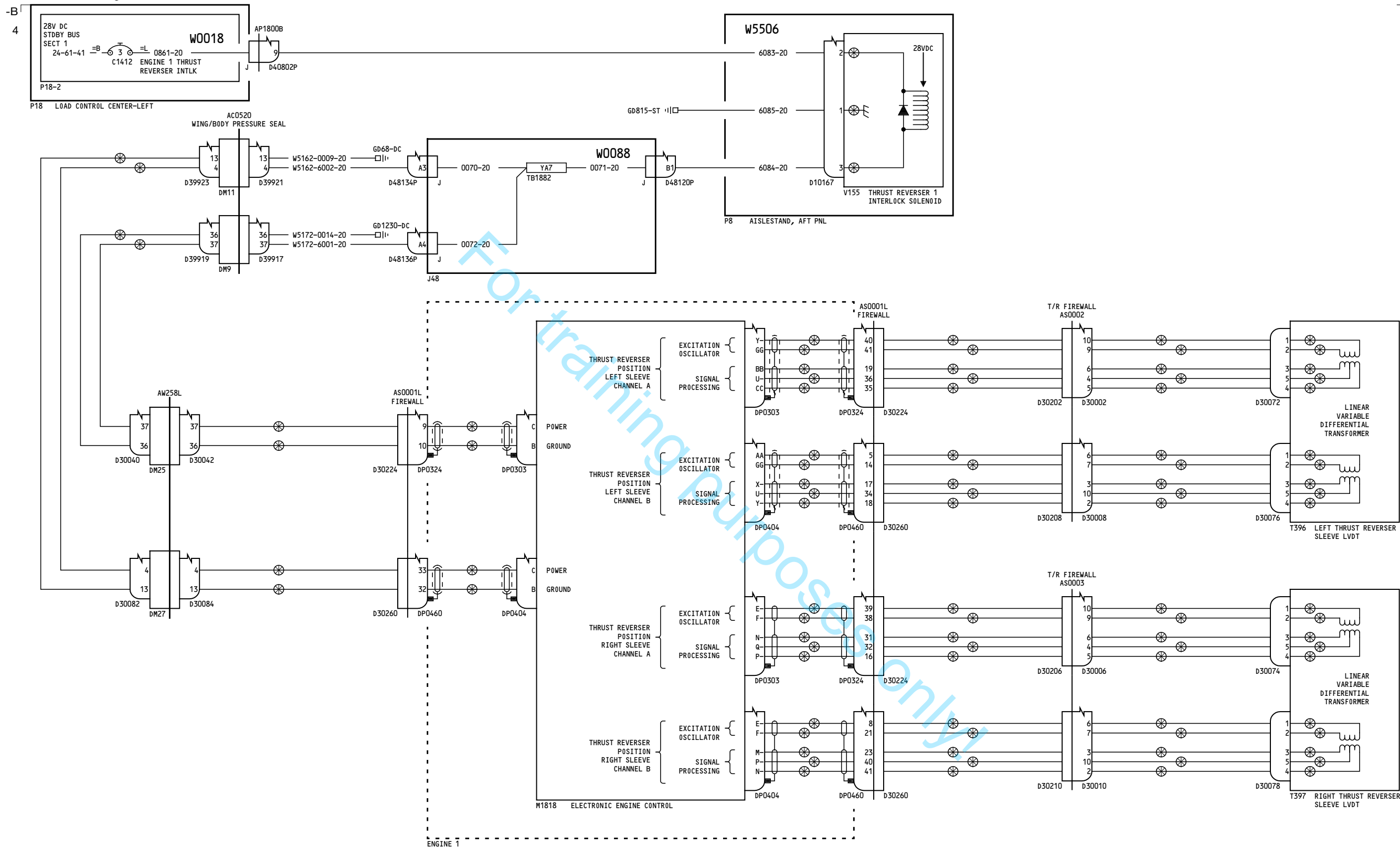
Feb 10/2005

Incorporates  
▶ 73-1015

**78-35-11**

Page 1.1

Feb 10/2005



YC055

**ENGINE 1 THRUST REVERSER  
POSITION / THRUST LEVER  
INTERLOCK**

D280A108

**78-35-11**

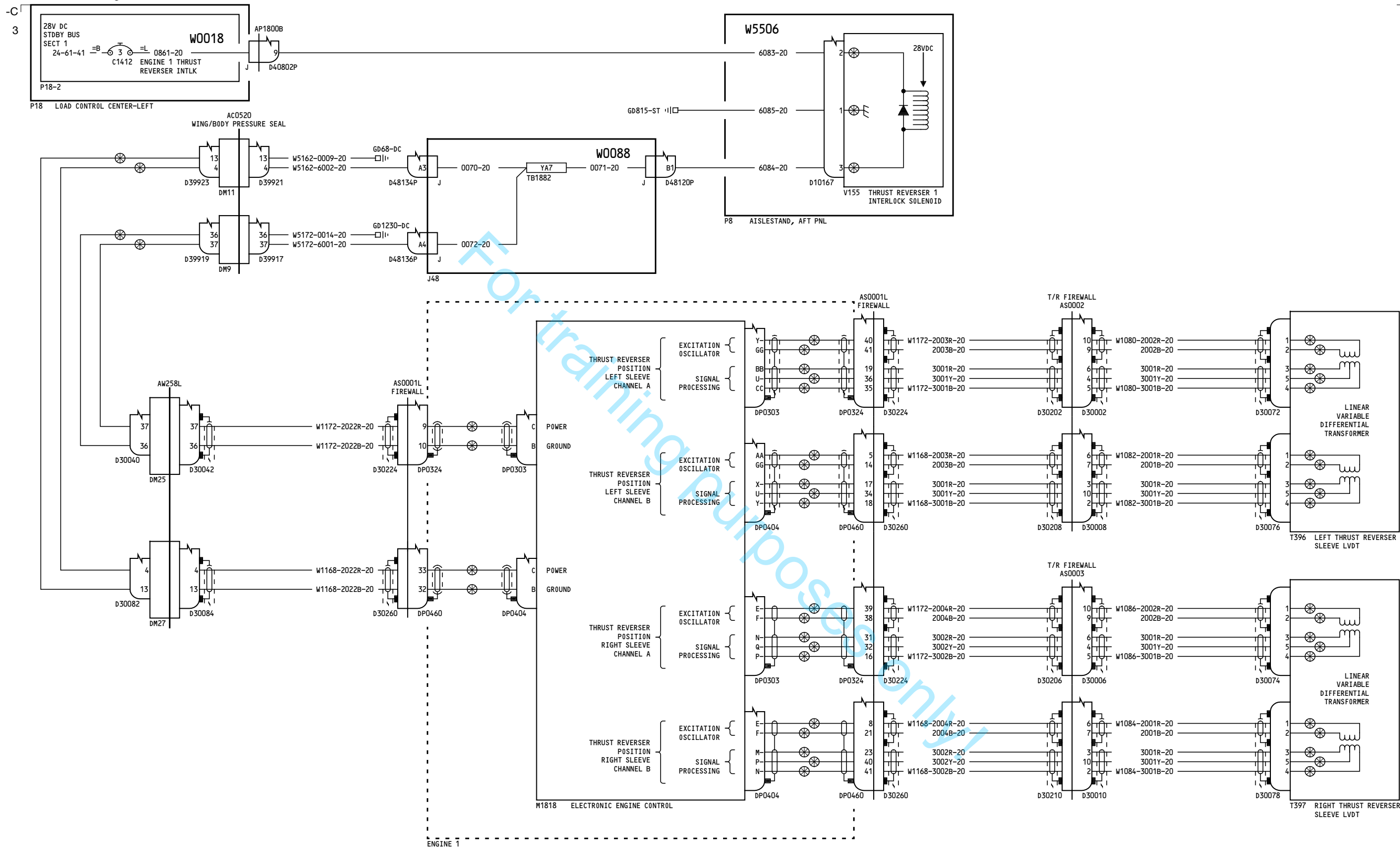
Page 2

Feb 10/2005

**78-35-11**

Page 2

Feb 10/2005



YC056-YR328

**ENGINE 1 THRUST REVERSER  
POSITION / THRUST LEVER  
INTERLOCK**

**78-35-11**

Page 3

D280A108

Nov 12/2012

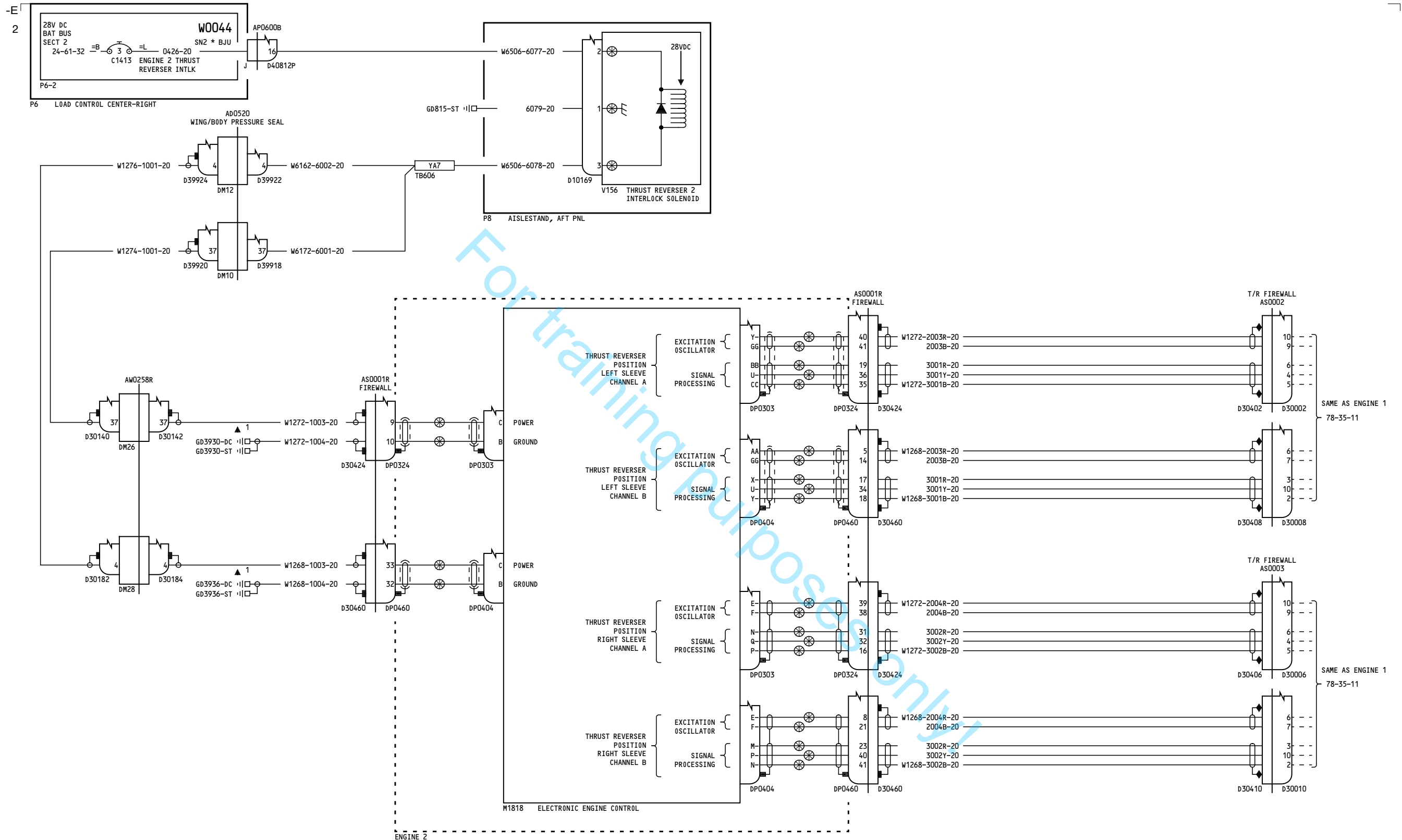
**78-35-11**

Page 3

Nov 12/2012



# 737-700/800 WIRING DIAGRAM MANUAL



YC051-YC054

## ENGINE 2 THRUST REVERSER POSITION / THRUST LEVER INTERLOCK

D280A108

78-35-21

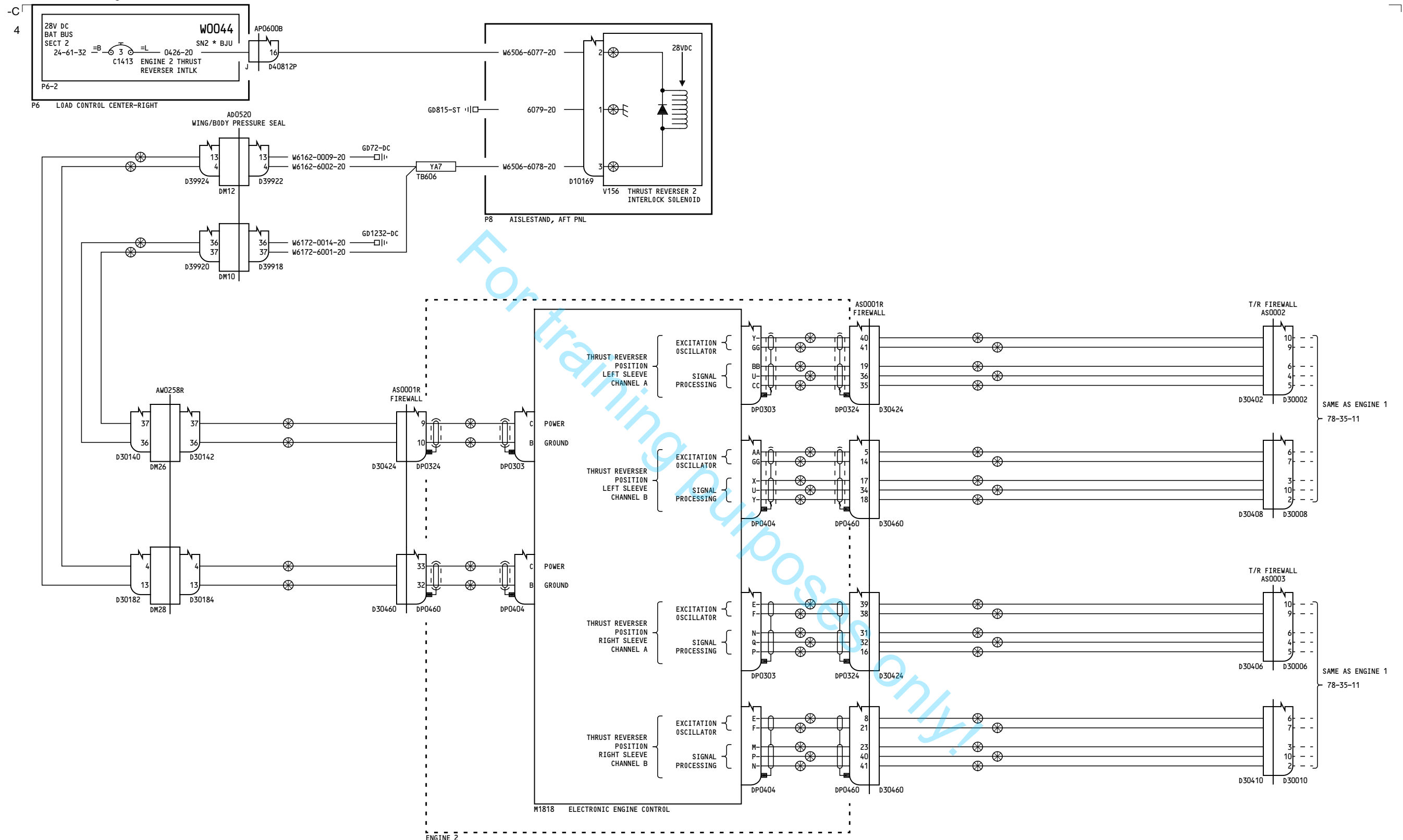
Page 1

Feb 10/2005

78-35-21

Page 1

Feb 10/2005



YC055

**ENGINE 2 THRUST REVERSER  
POSITION / THRUST LEVER  
INTERLOCK**

D280A108

**78-35-21**

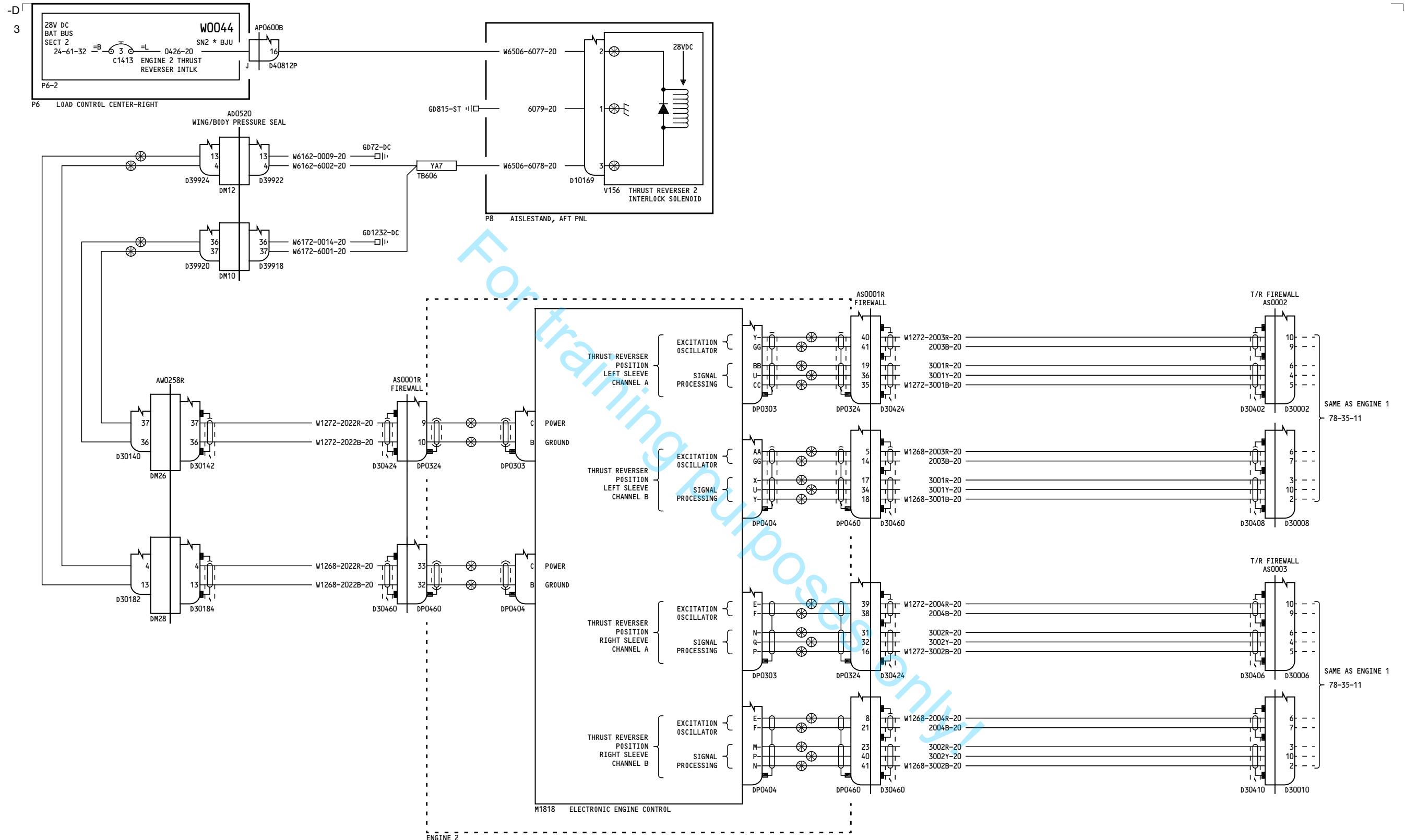
Page 2

Feb 10/2005

**78-35-21**

Page 2

Feb 10/2005



YC056-YR328

## ENGINE 2 THRUST REVERSER POSITION / THRUST LEVER INTERLOCK

D280A108

78-35-21

Page 3

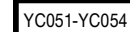
Nov 12/2012

78-35-21

Page 3

Nov 12/2012





**78-36-11**

Incorporates  
73-1015

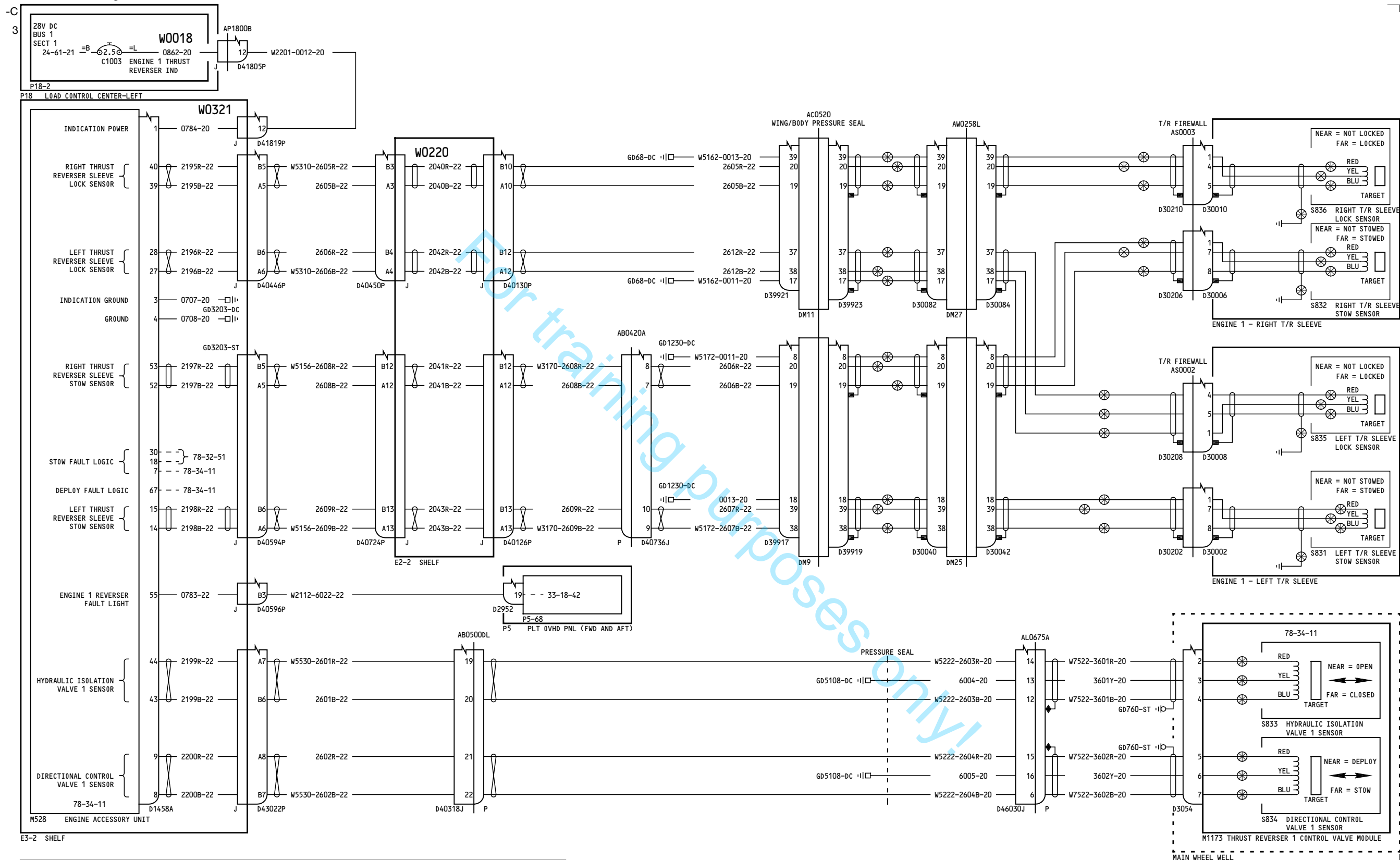
Feb 10/2005

BOEING PROPRIETARY - Copyright © - Unpublished Work - See title page for details.

**78-36-11**

Feb 10/2005





YC055

ENGINE 1 THRUST REVERSER  
FLIGHT DECK INDICATION

78-36-11

Page 2

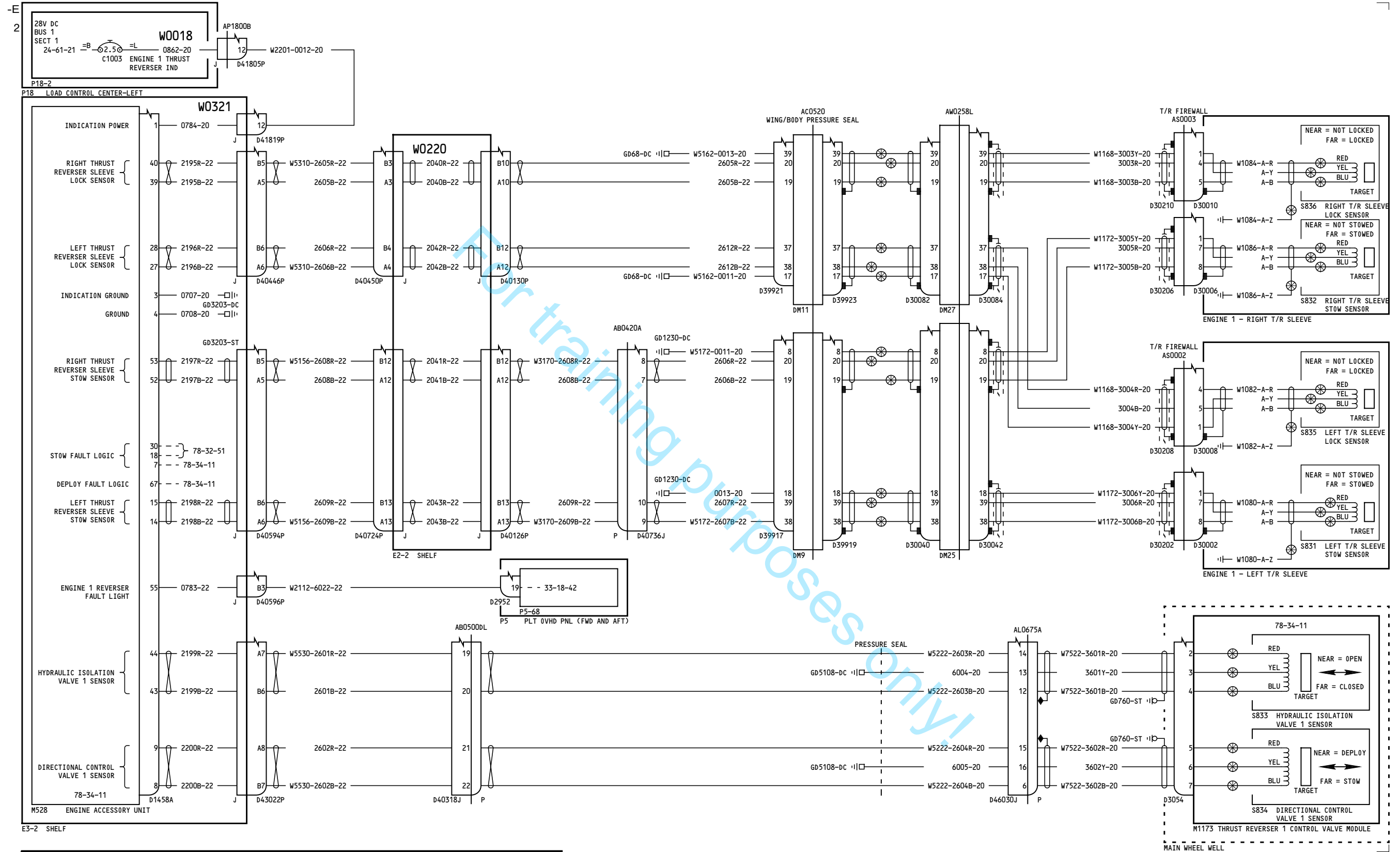
D280A108

Feb 10/2005

78-36-11

Page 2

Feb 10/2005



YC056-YR328

### ENGINE 1 THRUST REVERSER FLIGHT DECK INDICATION

**78-36-11**

Page 3

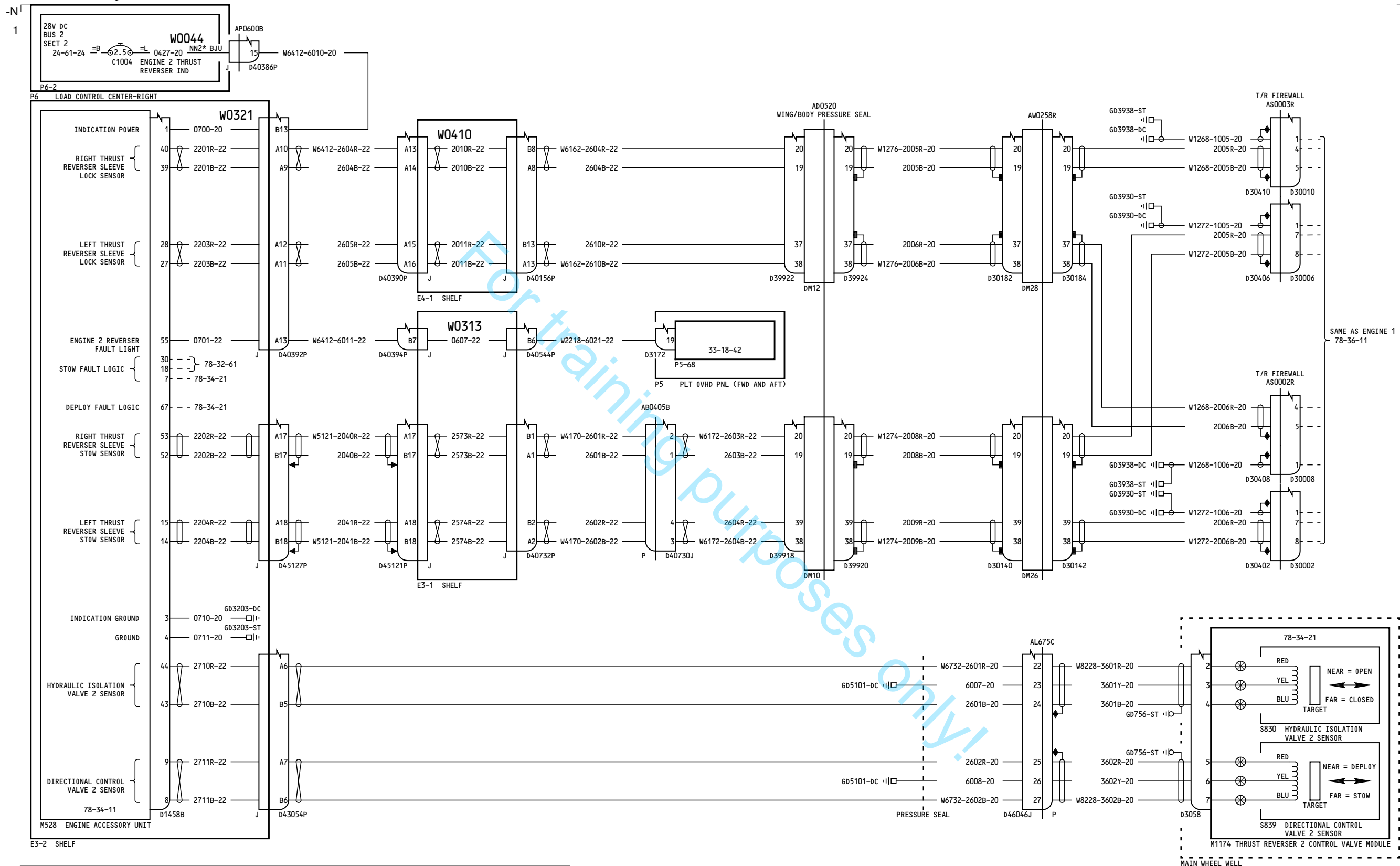
Nov 12/2012

D280A108

**78-36-11**

Page 3

Nov 12/2012



YC051-YC054

## ENGINE 2 THRUST REVERSER FLIGHT DECK INDICATION

78-36-21

Page 1

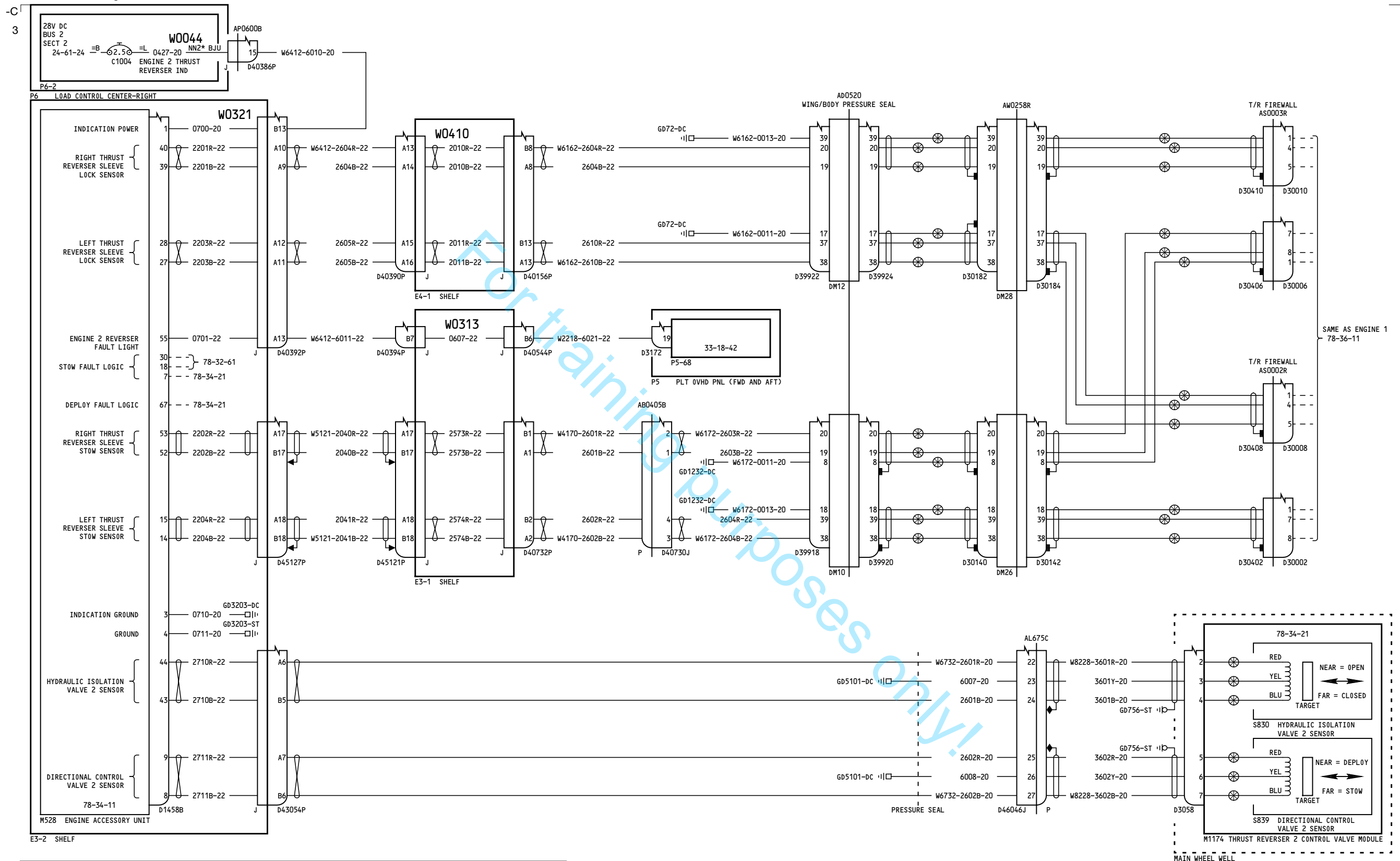
D280A108

Oct 27/2011

78-36-21

Page 1

Oct 27/2011



YC055

ENGINE 2 THRUST REVERSER  
FLIGHT DECK INDICATION

78-36-21

Page 2

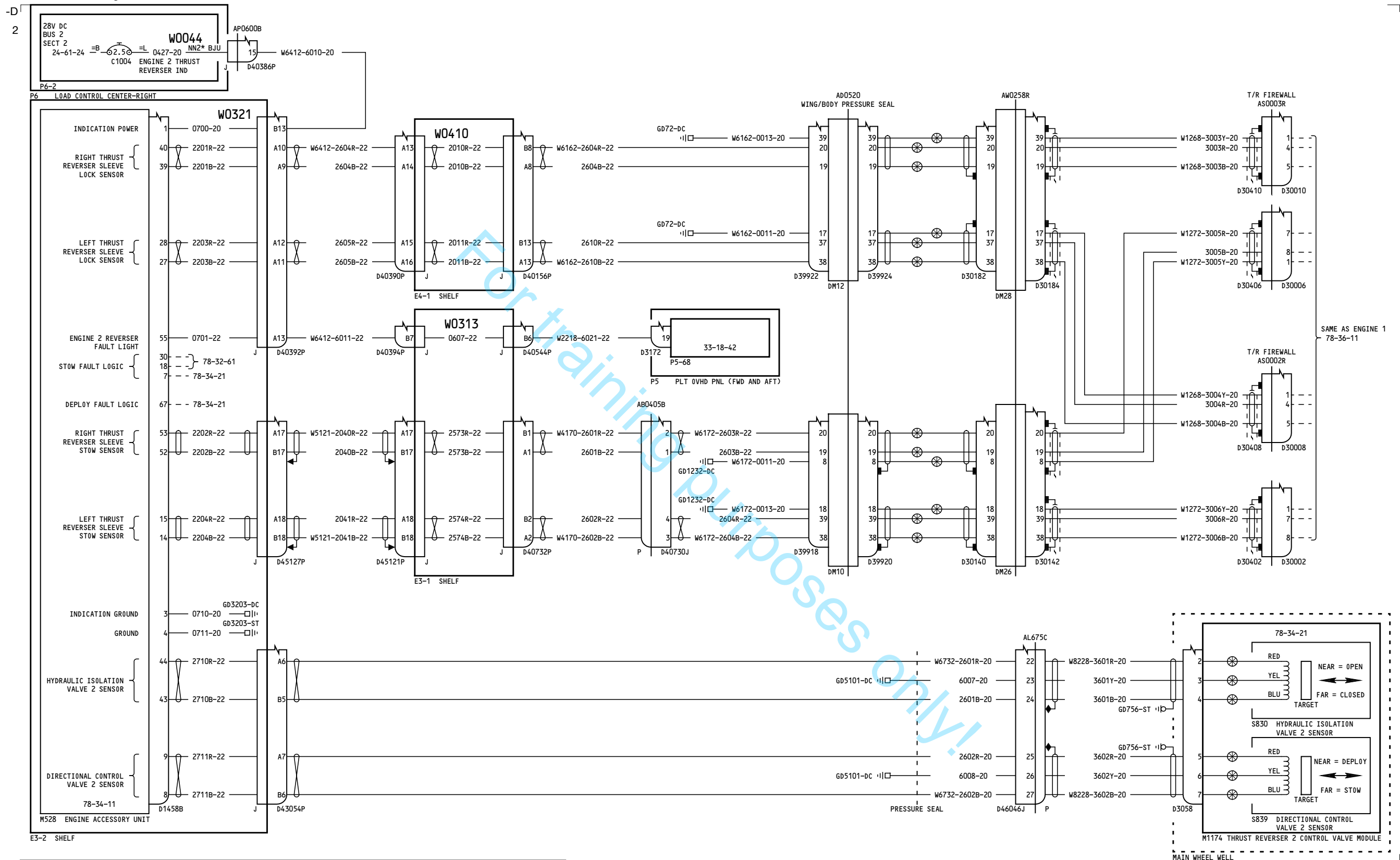
D280A108

Oct 27/2011

78-36-21

Page 2

Oct 27/2011



YC056-YR328

**ENGINE 2 THRUST REVERSER  
FLIGHT DECK INDICATION**

**78-36-21**

Page 3

D280A108

Nov 12/2012

**78-36-21**

Page 3

Nov 12/2012