

CHAPTER

44

CABIN SYSTEMS

For training purposes only!



737-700/800

WIRING DIAGRAM MANUAL

CHAPTER 44 CABIN SYSTEMS

CH-SC-SU	Schem	Page	Sheet	Date	CH-SC-SU	Schem	Page	Sheet	Date
44-EFFECTIVE PAGES		1		Nov 12/2012	44-21-47 (cont.)		2		
		2		BLANK	R			2	Nov 12/2012
44-CONTENTS									
R		1		Nov 12/2012					
R		2		Nov 12/2012					
44-ALPHABETICAL INDEX									
		1		May 24/2011					
		2		BLANK					
44-21-10									
R		1		Nov 12/2012					
44-21-12									
		1	1	May 10/2012					
			2	May 10/2012					
R		2	1	Nov 12/2012					
R			2	Nov 12/2012					
44-21-20									
R		1		Nov 12/2012					
44-21-22									
		1	1	Mar 02/2012					
			2	Mar 02/2012					
			3	Mar 02/2012					
		2	1	Aug 14/2012					
			2	Aug 14/2012					
			3	Aug 14/2012					
R		3	1	Nov 12/2012					
R			2	Nov 12/2012					
R			3	Nov 12/2012					
44-21-26									
R		1	1	Nov 12/2012					
R			2	Nov 12/2012					
R			3	Nov 12/2012					
R			4	Nov 12/2012					
44-21-36									
		1	1	May 24/2011					
			2	May 24/2011					
R		2	1	Nov 12/2012					
R			2	Nov 12/2012					
44-21-37									
		1	1	May 24/2011					
			2	May 24/2011					
R		2	1	Nov 12/2012					
R			2	Nov 12/2012					
44-21-46									
		1	1	May 10/2012					
			2	May 24/2011					
R		2	1	Nov 12/2012					
R			2	Nov 12/2012					
44-21-47									
		1	1	Oct 27/2011					
			2	May 24/2011					
R		2	1	Nov 12/2012					

A = Added, R = Revised, D = Deleted, O = Overflow

44-EFFECTIVE PAGES

Page 1
Nov 12/2012

D280A108



737-700/800

WIRING DIAGRAM MANUAL

CHAPTER 44 CABIN SYSTEMS

Title	CH-SC-SU	Schem	Page	Sheet	Date	Effectivity
IFE SERVER BASED SYSTEM						
IFE - SERVER BASED SYSTEM POWER & CONTROL DISTRIBUTION	44-21-10		1		Nov 12/2012	YN501-YR324
IFE - SERVER BASED SYSTEM HEAD-END - CMT/ CP/ DATA PORT INTERFACES	44-21-12		1	1	May 10/2012	YN501-YR301
				2	May 10/2012	YN501-YR301
			2	1	Nov 12/2012	YR303-YR328
				2	Nov 12/2012	YR303-YR328
IFE - SERVER BASED SYSTEM ARINC INTERFACES	44-21-20		1		Nov 12/2012	YN501-YR328
IFE - SERVER BASED SYSTEM AIRCRAFT INTERFACES-PRAM/ PA/ KEYLINE DISCRETES	44-21-22		1	1	Mar 02/2012	YN501-YR313
				2	Mar 02/2012	YN501-YR313
				3	Mar 02/2012	YN501-YR313
			2	1	Aug 14/2012	YR314-YR317
				2	Aug 14/2012	YR314-YR317
				3	Aug 14/2012	YR314-YR317
			3	1	Nov 12/2012	YR318-YR324
				2	Nov 12/2012	YR318-YR324
				3	Nov 12/2012	YR318-YR324
IFE - SERVER BASED SYSTEM AUDIO INTERFACES	44-21-26		1	1	Nov 12/2012	YN501-YR328
				2	Nov 12/2012	YN501-YR328
				3	Nov 12/2012	YN501-YR328
				4	Nov 12/2012	YN501-YR328
IFE - SERVER BASED SYSTEM PSU - OVERHEAD VIDEO LEFT FORWARD	44-21-36		1	1	May 24/2011	YN501
				2	May 24/2011	YN501
			2	1	Nov 12/2012	YR301-YR324
				2	Nov 12/2012	YR301-YR324

44-CONTENTS

Page 1
Nov 12/2012

D280A108



737-700/800

WIRING DIAGRAM MANUAL

CHAPTER 44 CABIN SYSTEMS

Title	CH-SC-SU	Schem	Page	Sheet	Date	Effectivity
IFE - SERVER BASED SYSTEM PSU - OVERHEAD VIDEO LEFT AFT	44-21-37		1	1	May 24/2011	YN501
				2	May 24/2011	YN501
				2	Nov 12/2012	YR301-YR324
				2	Nov 12/2012	YR301-YR324
IFE - SERVER BASED SYSTEM PSU - OVERHEAD VIDEO RIGHT FORWARD	44-21-46		1	1	May 10/2012	YN501
				2	May 24/2011	YN501
				2	Nov 12/2012	YR301-YR324
				2	Nov 12/2012	YR301-YR324
IFE - SERVER BASED SYSTEM PSU - OVERHEAD VIDEO RIGHT AFT	44-21-47		1	1	Oct 27/2011	YN501
				2	May 24/2011	YN501
				2	Nov 12/2012	YR301-YR324
				2	Nov 12/2012	YR301-YR324

44-CONTENTS

D280A108

BOEING PROPRIETARY - Copyright © Unpublished Work - See title page for details

Page 2
Nov 12/2012



737-700/800

WIRING DIAGRAM MANUAL

CHAPTER 44 CABIN SYSTEMS

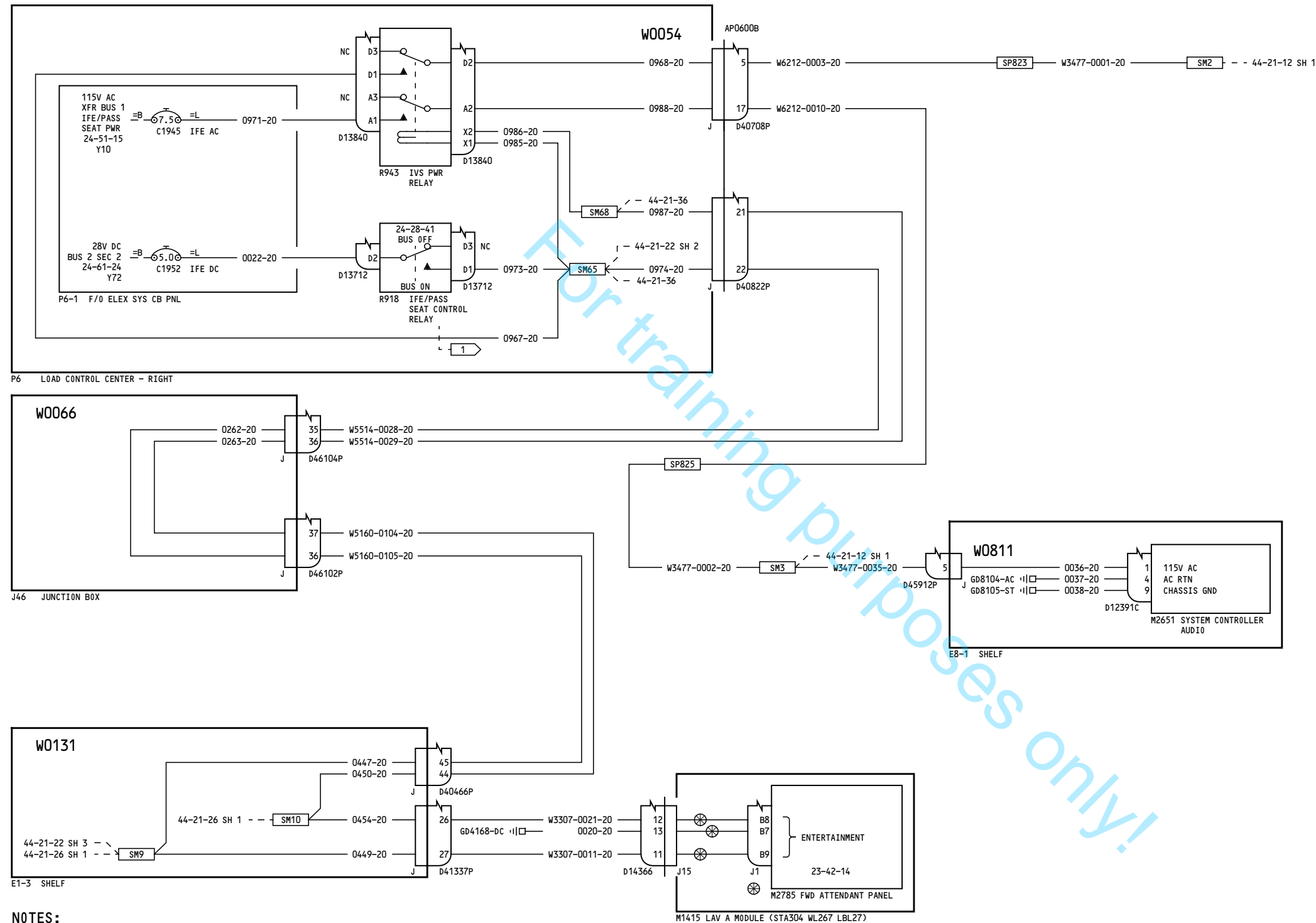
CH-SC-SU	Title
44-21-22	IFE - SERVER BASED SYSTEM AIRCRAFT INTERFACES-PRAM/ PA/KEYLINE DISCRETES
44-21-20	IFE - SERVER BASED SYSTEM ARINC INTERFACES
44-21-26	IFE - SERVER BASED SYSTEM AUDIO INTERFACES
44-21-12	IFE - SERVER BASED SYSTEM HEAD-END - CMT/CP/ DATA PORT INTERFACES
44-21-10	IFE - SERVER BASED SYSTEM POWER & CONTROL DISTRIBUTION
44-21-37	IFE - SERVER BASED SYSTEM PSU - OVERHEAD VIDEO LEFT AFT
44-21-36	IFE - SERVER BASED SYSTEM PSU - OVERHEAD VIDEO LEFT FORWARD
44-21-47	IFE - SERVER BASED SYSTEM PSU - OVERHEAD VIDEO RIGHT AFT
44-21-46	IFE - SERVER BASED SYSTEM PSU - OVERHEAD VIDEO RIGHT FORWARD

44-ALPHABETICAL INDEX

D280A108

BOEING PROPRIETARY - Copyright © Unpublished Work - See title page for details

Page 1
May 24/2011



YN501-YR324

**IFE - SERVER BASED SYSTEM
POWER & CONTROL
DISTRIBUTION**

D280A108

44-21-10

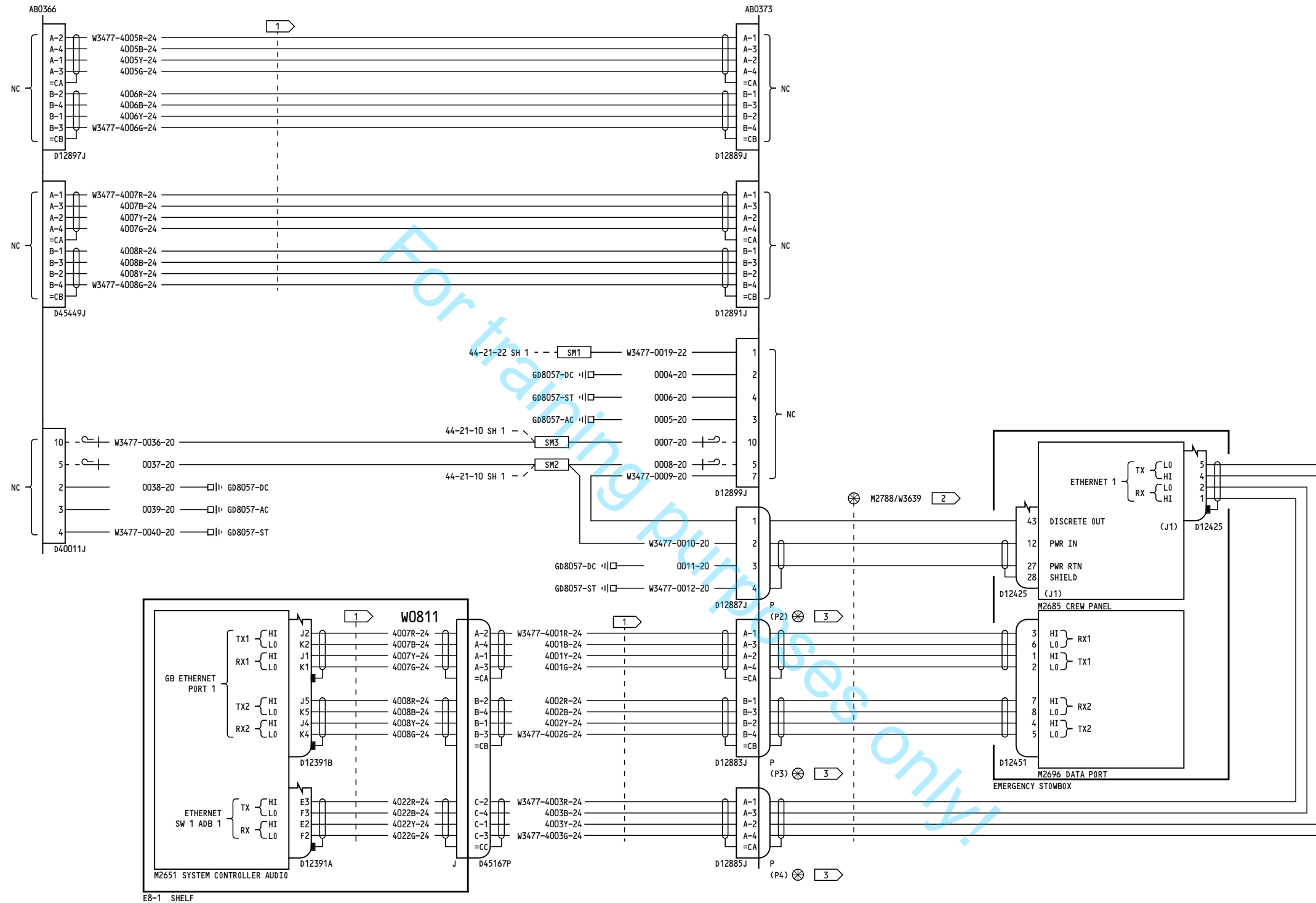
Page 1

Nov 12/2012

44-21-10

Page 1

Nov 12/2012



NOTES:

- 1 CABLE P/N BMS13-72T03C04G024.
- 2 PANASONIC CABLE P/N WM13230-001 - BOEING IDENTIFIED AS W3639-005.
- 3 VENDOR BUNDLE CONNECTORS LABELLED WITH BOEING "D" NUMBERS FOR INSTALLATION.

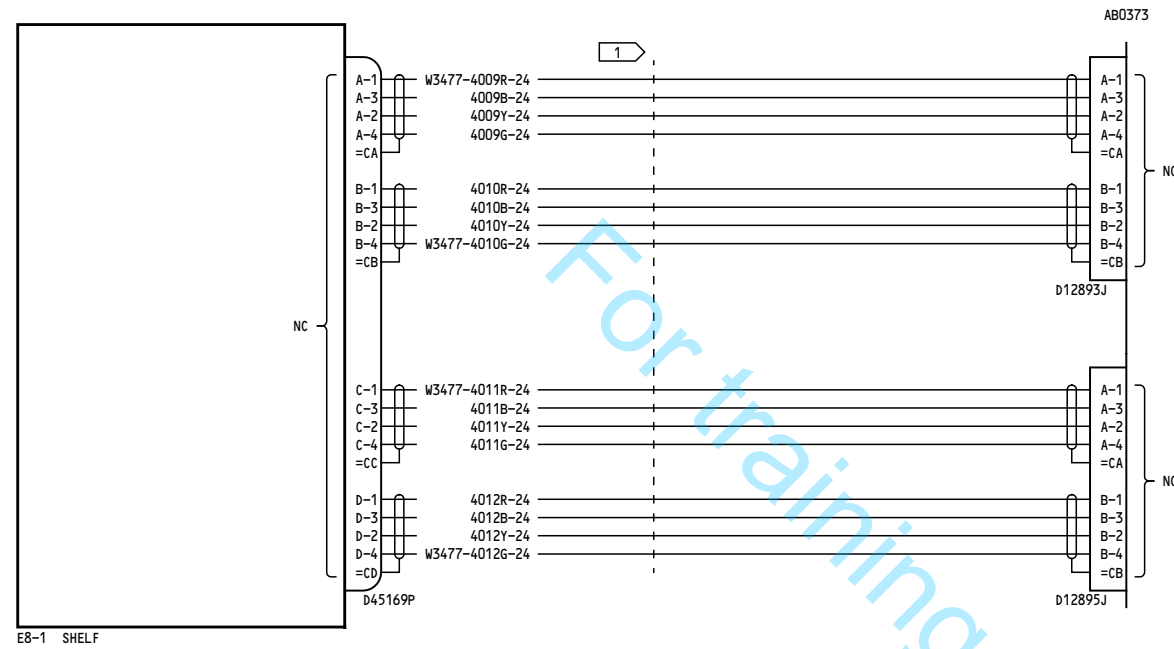
YN501-YR301	IFE - SERVER BASED SYSTEM HEAD-END - CMT/CP/ DATA PORT INTERFACES
	D280A108

44-21-12

Page 1
Sheet 1
May 10/2012

44-21-12

Page 1
Sheet 1
May 10/2012



NOTES:

1 BMS13-72T03C046024

YN501-YR301

**IFE - SERVER BASED SYSTEM
HEAD-END - CMT/CP/
DATA PORT INTERFACES**

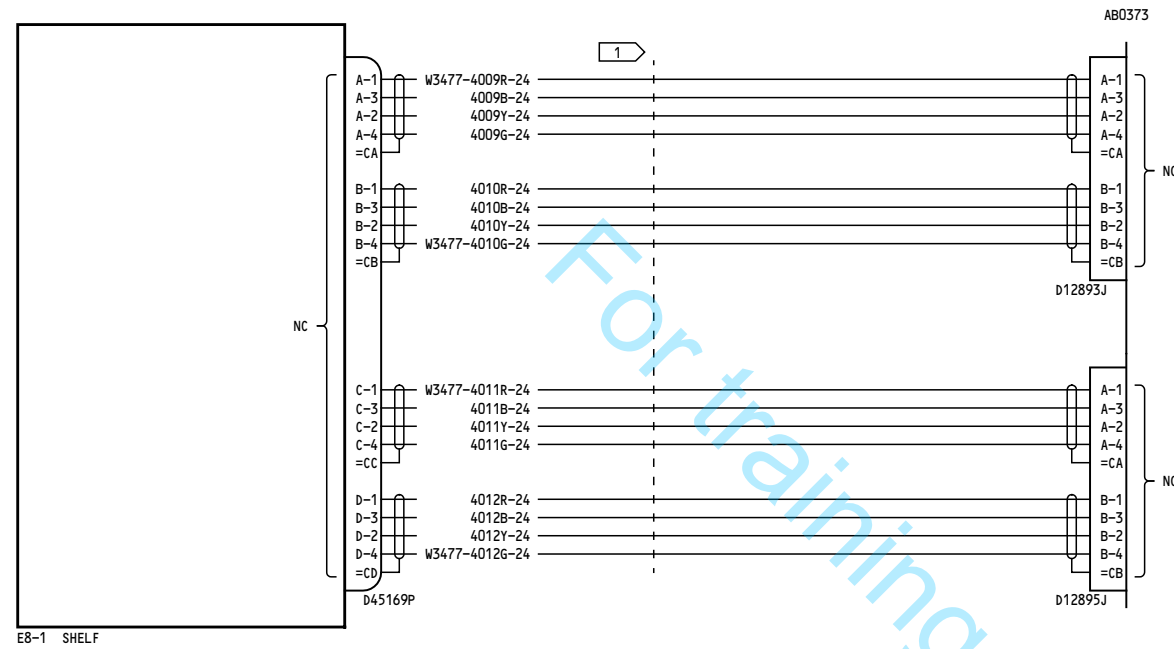
D280A108

44-21-12

Page 1
Sheet 2
May 10/2012

44-21-12

Page 1
Sheet 2
May 10/2012



NOTES:

1 BMS13-72T03C046024

YR303-YR328

**IFE - SERVER BASED SYSTEM
HEAD-END - CMT/CP/
DATA PORT INTERFACES**

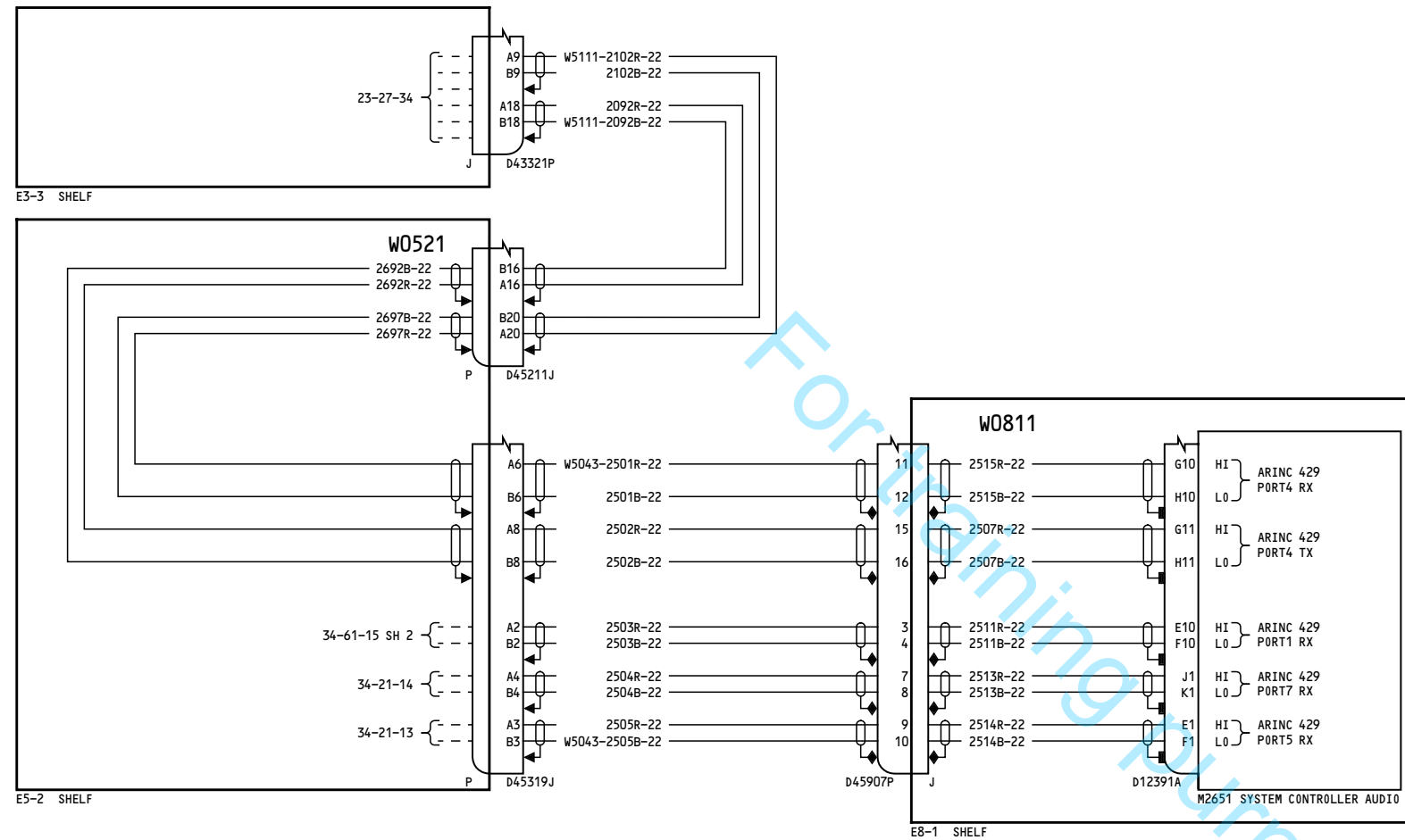
D280A108

44-21-12

Page 2
Sheet 2
Nov 12/2012

44-21-12

Page 2
Sheet 2
Nov 12/2012



YN501-YR328

IFE - SERVER BASED SYSTEM
ARINC INTERFACES

D280A108

44-21-20

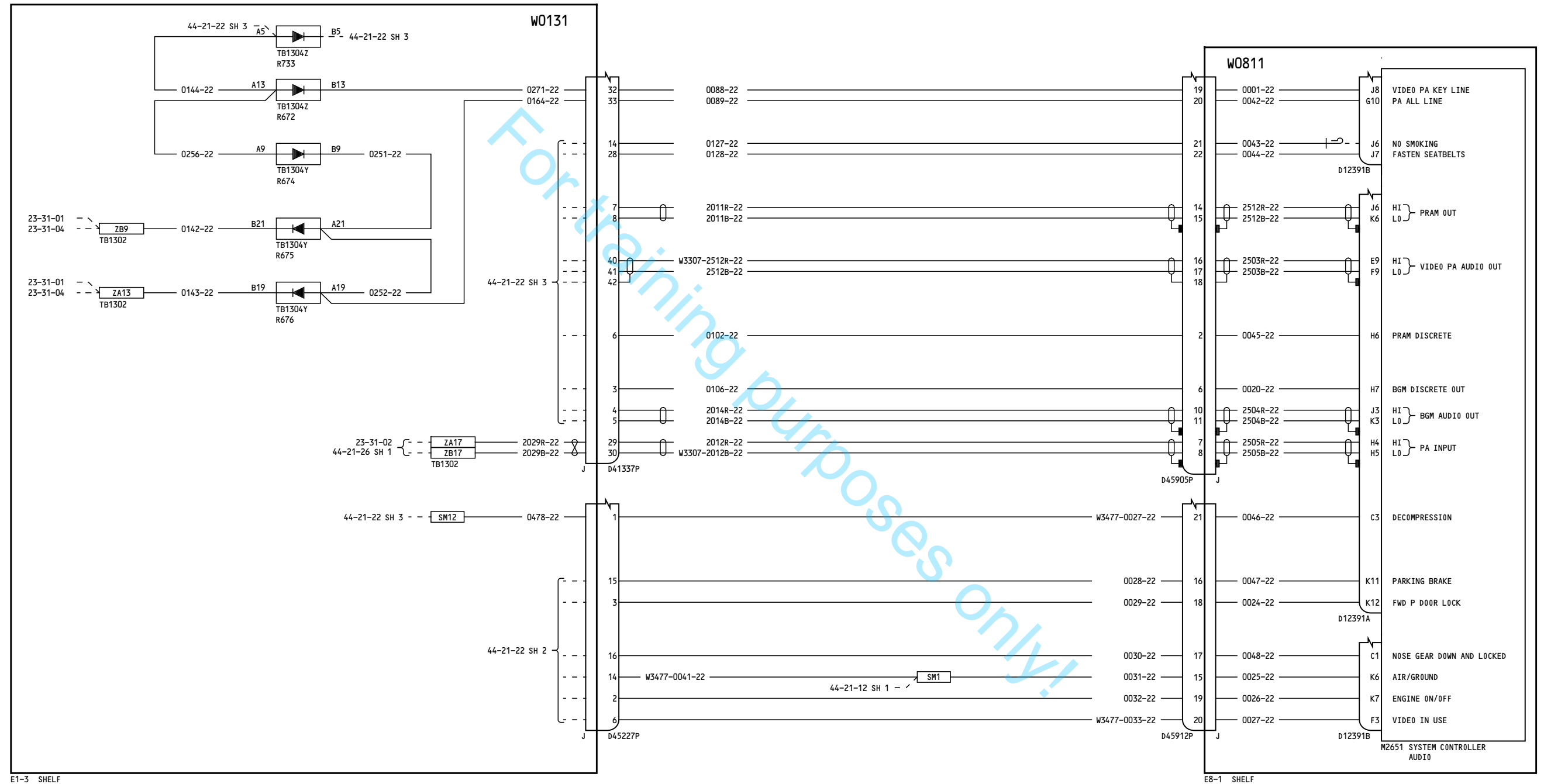
Page 1

Nov 12/2012

44-21-20

Page 1

Nov 12/2012



YN501-YR313

IFE - SERVER BASED SYSTEM
AIRCRAFT INTERFACES-PRAM/
PA/KEYLINE DISCRETES

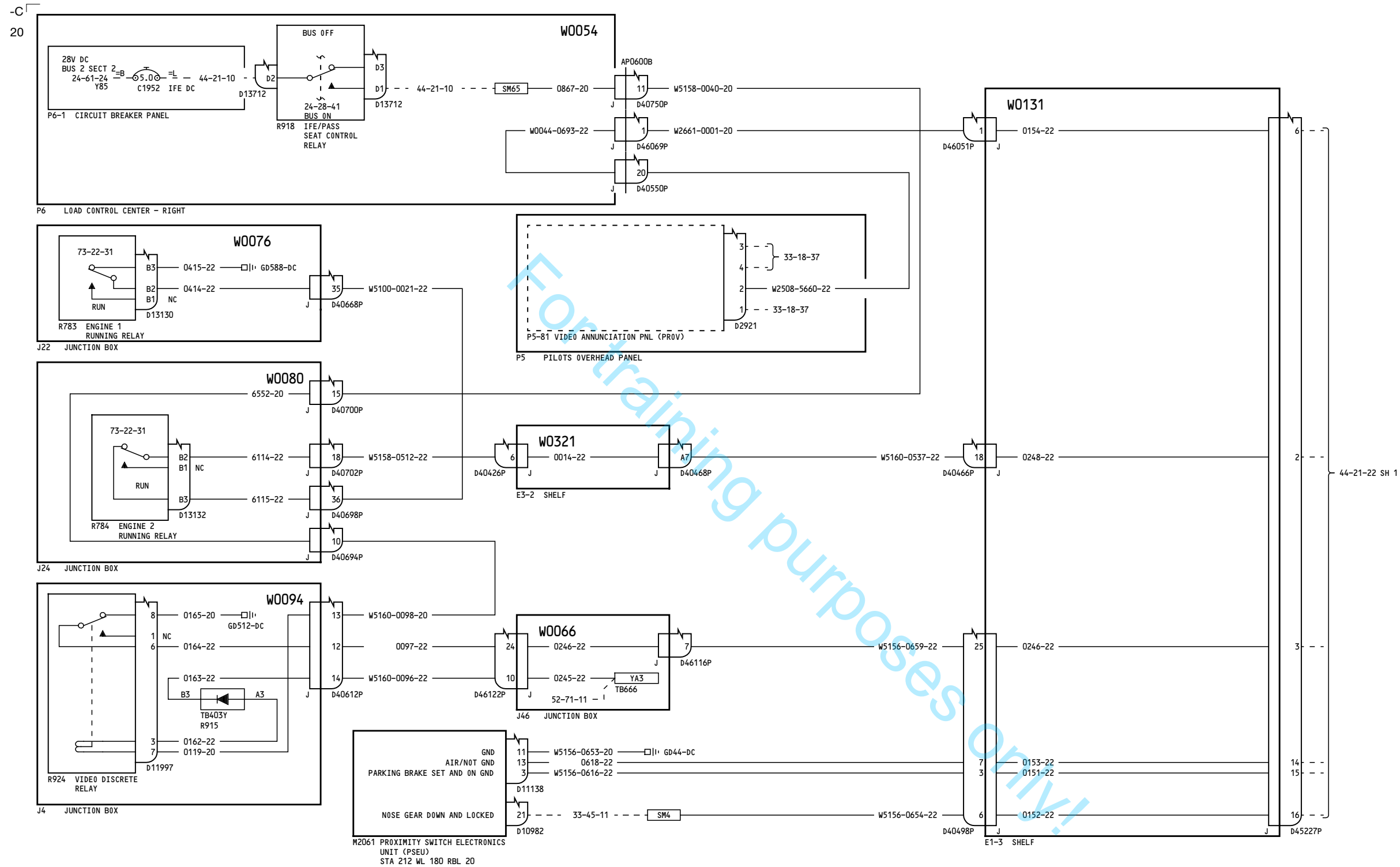
D280A108

44-21-22

Page 1
Sheet 1
Mar 02/2012

44-21-22

Page 1
Sheet 1
Mar 02/2012



YN501-YR313

IFE - SERVER BASED SYSTEM
AIRCRAFT INTERFACES-PRAM/
PA/KEYLINE DISCRETES

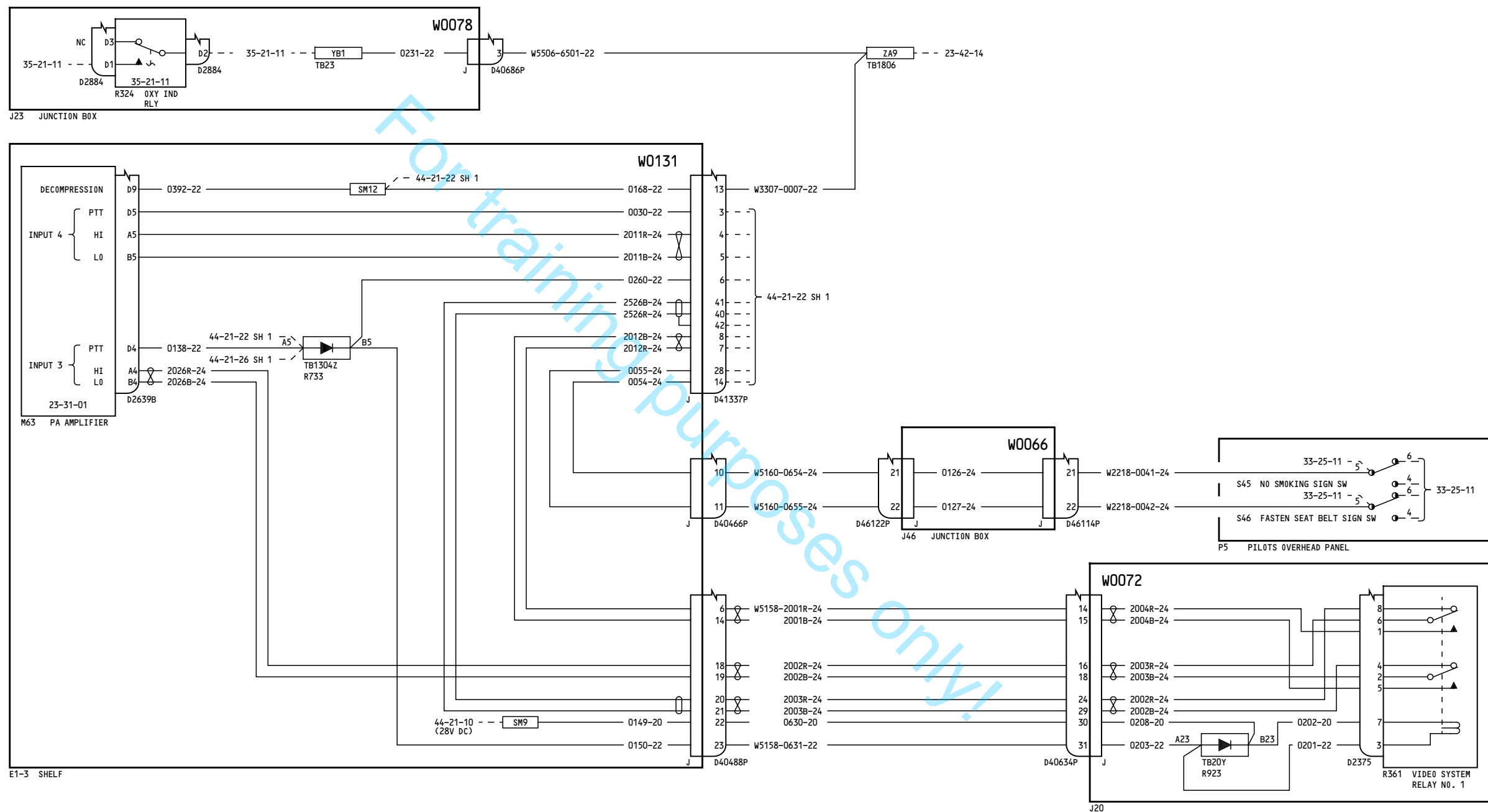
D280A108

44-21-22

Page 1
Sheet 2
Mar 02/2012

44-21-22

Page 1
Sheet 2
Mar 02/2012



YN501-YR313

IFE - SERVER BASED SYSTEM
AIRCRAFT INTERFACES-PRAM/
PA/KEYLINE DISCRETES

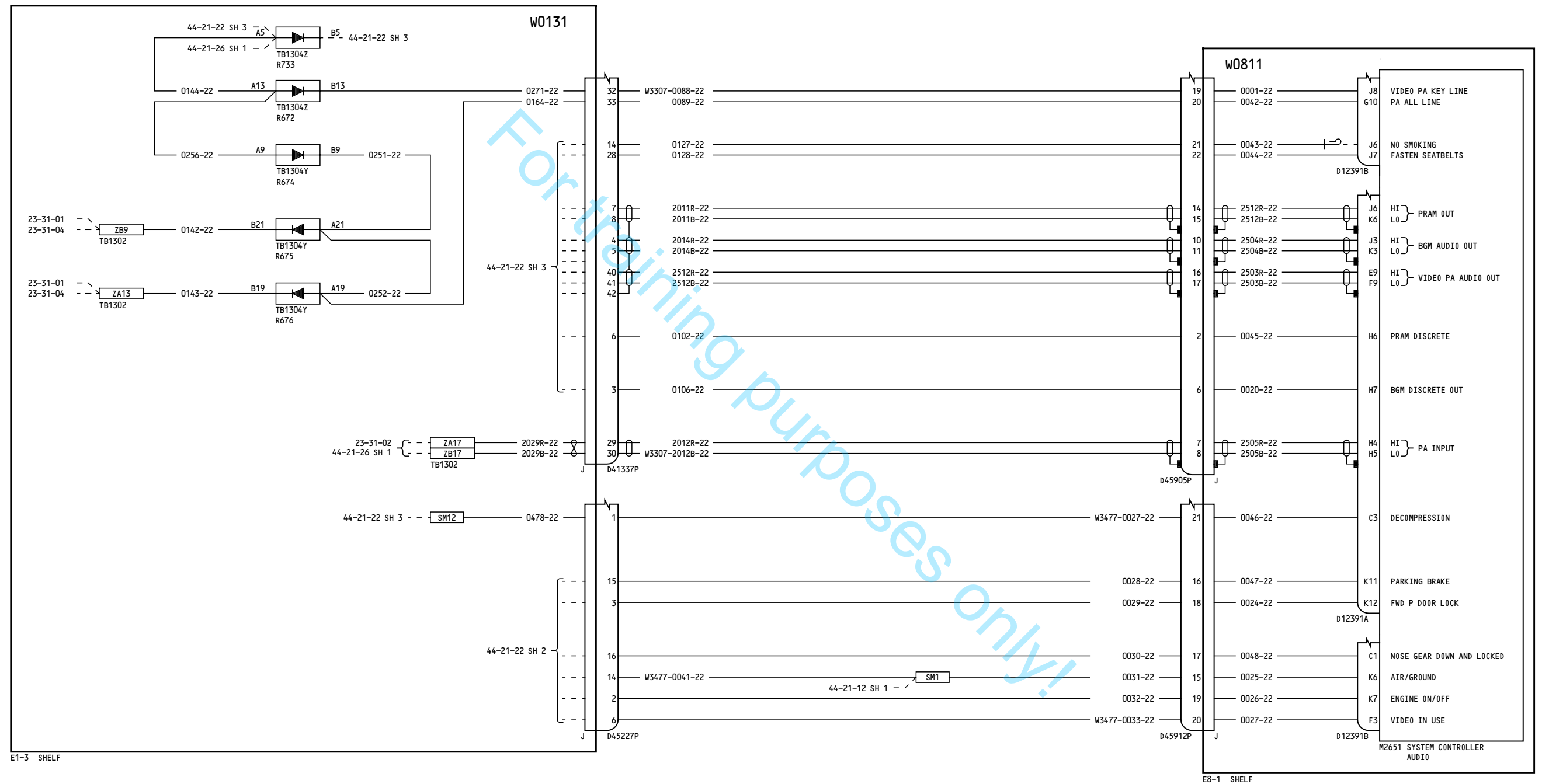
D280A108

44-21-22

Page 1
Sheet 3
Mar 02/2012

44-21-22

Page 1
Sheet 3
Mar 02/2012



YR314-YR317

IFE - SERVER BASED SYSTEM
AIRCRAFT INTERFACES-PRAM/
PA/KEYLINE DISCRETES

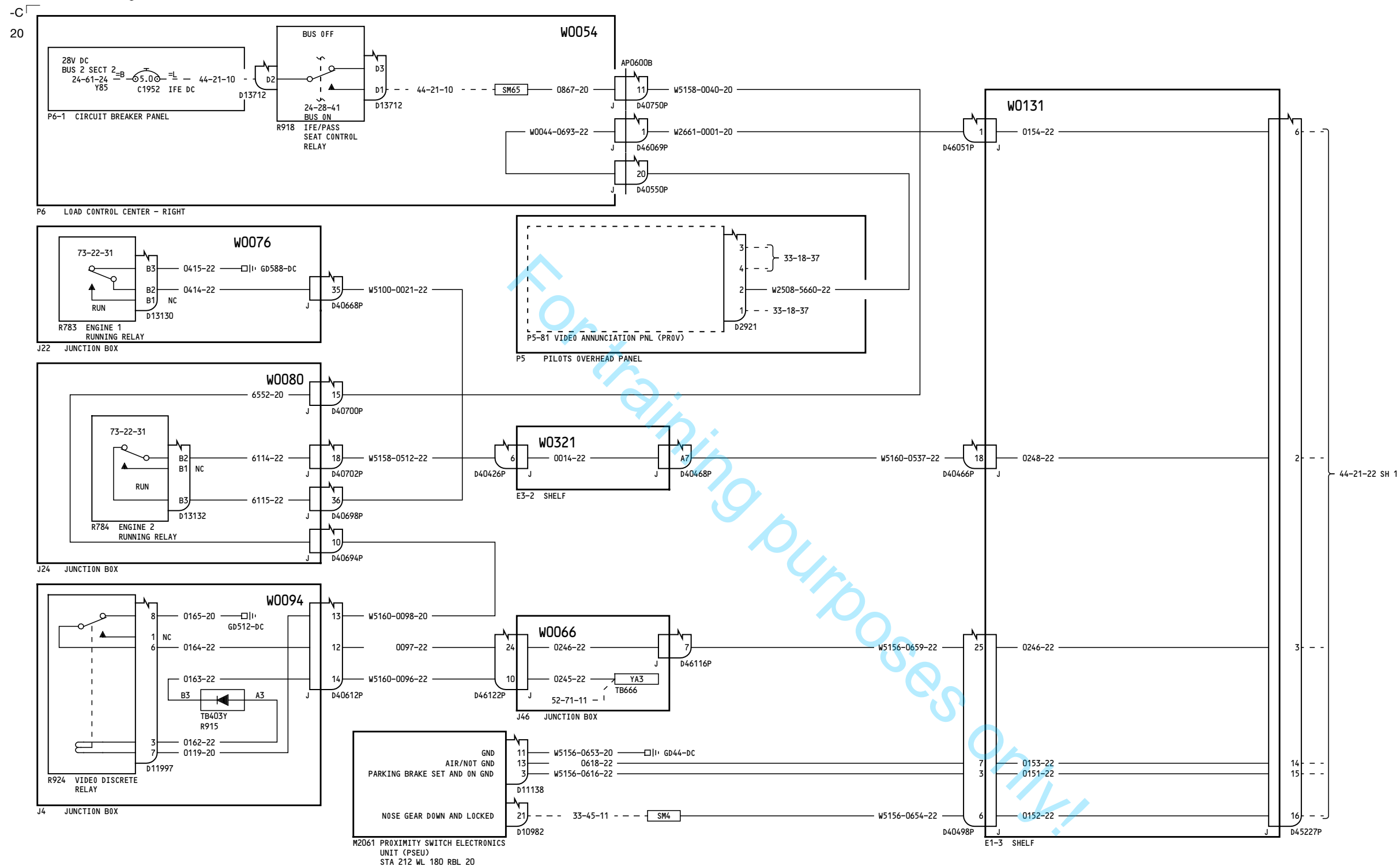
D280A108

44-21-22

Page 2
Sheet 1
Aug 14/2012

44-21-22

Page 2
Sheet 1
Aug 14/2012



YR314-YR317

IFE - SERVER BASED SYSTEM
AIRCRAFT INTERFACES-PRAM/
PA/KEYLINE DISCRETES

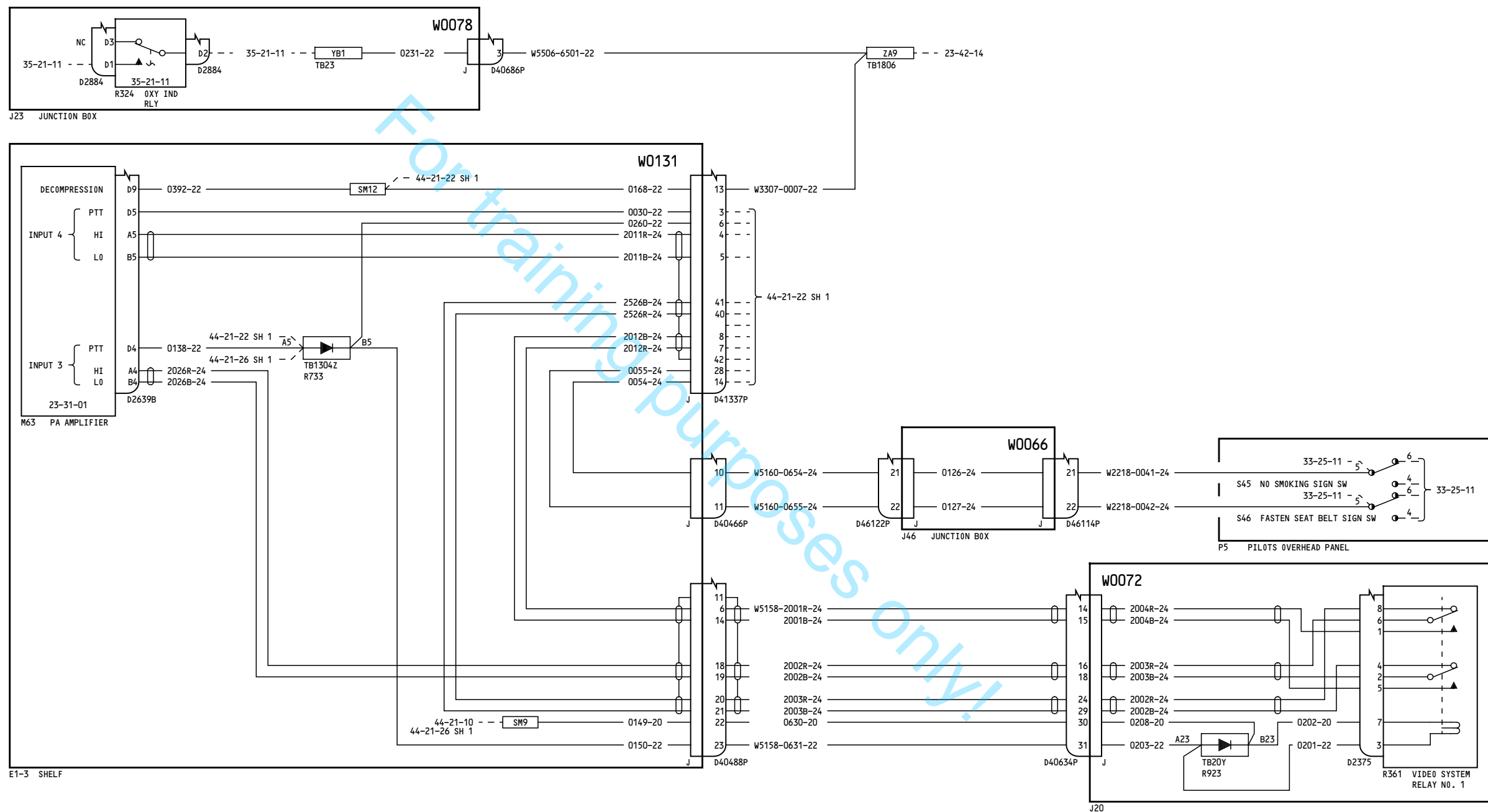
D280A108

44-21-22

Page 2
Sheet 2
Aug 14/2012

44-21-22

Page 2
Sheet 2
Aug 14/2012



YR314-YR317

**IFE - SERVER BASED SYSTEM
AIRCRAFT INTERFACES-PRAM/
PA/KEYLINE DISCRETES**

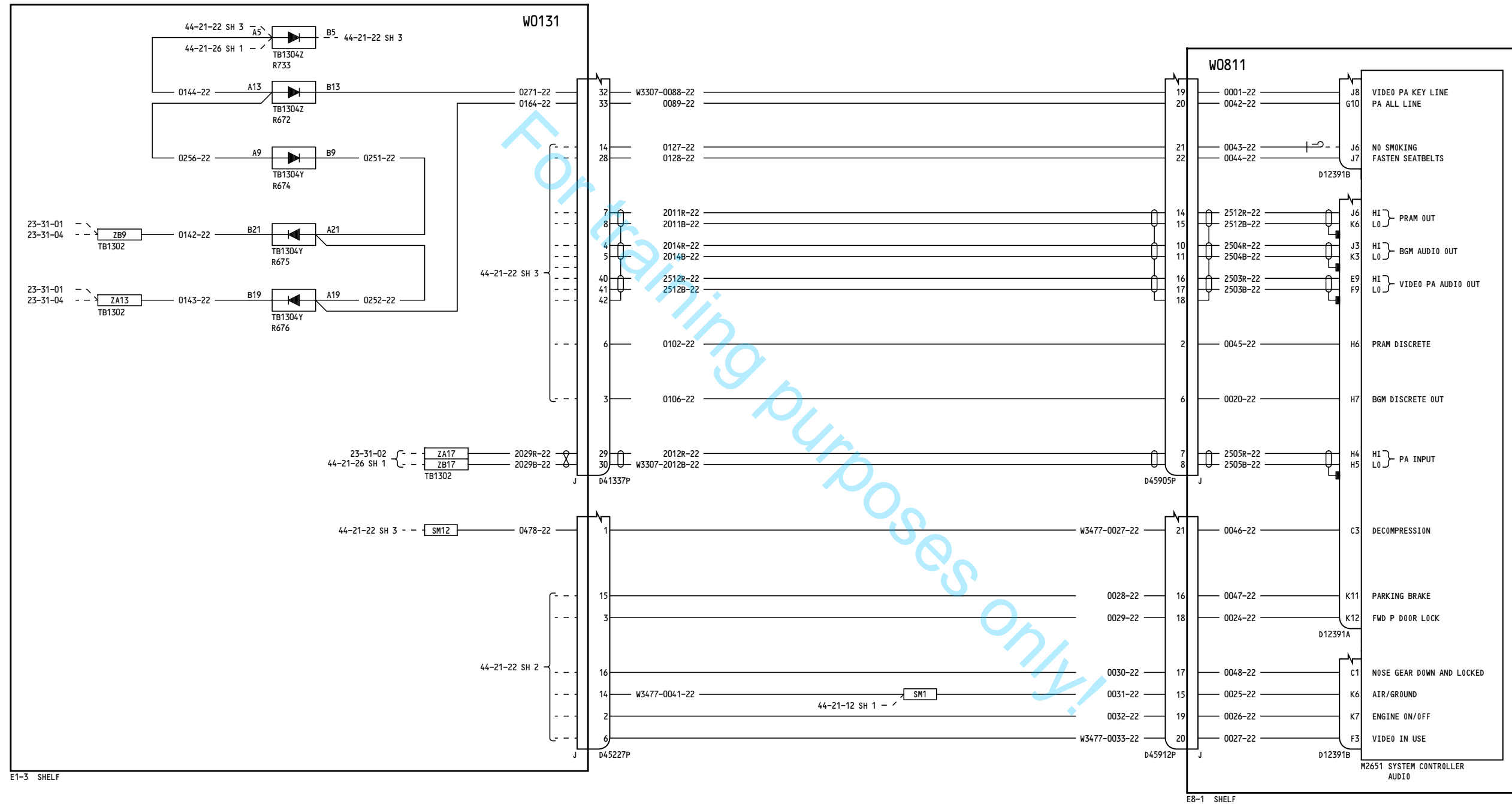
D280A108

44-21-22

Page 2
Sheet 3
Aug 14/2012

44-21-22

Page 2
Sheet 3
Aug 14/2012



YR318-YR324

IFE - SERVER BASED SYSTEM
AIRCRAFT INTERFACES-PRAM/
PA/KEYLINE DISCRETES

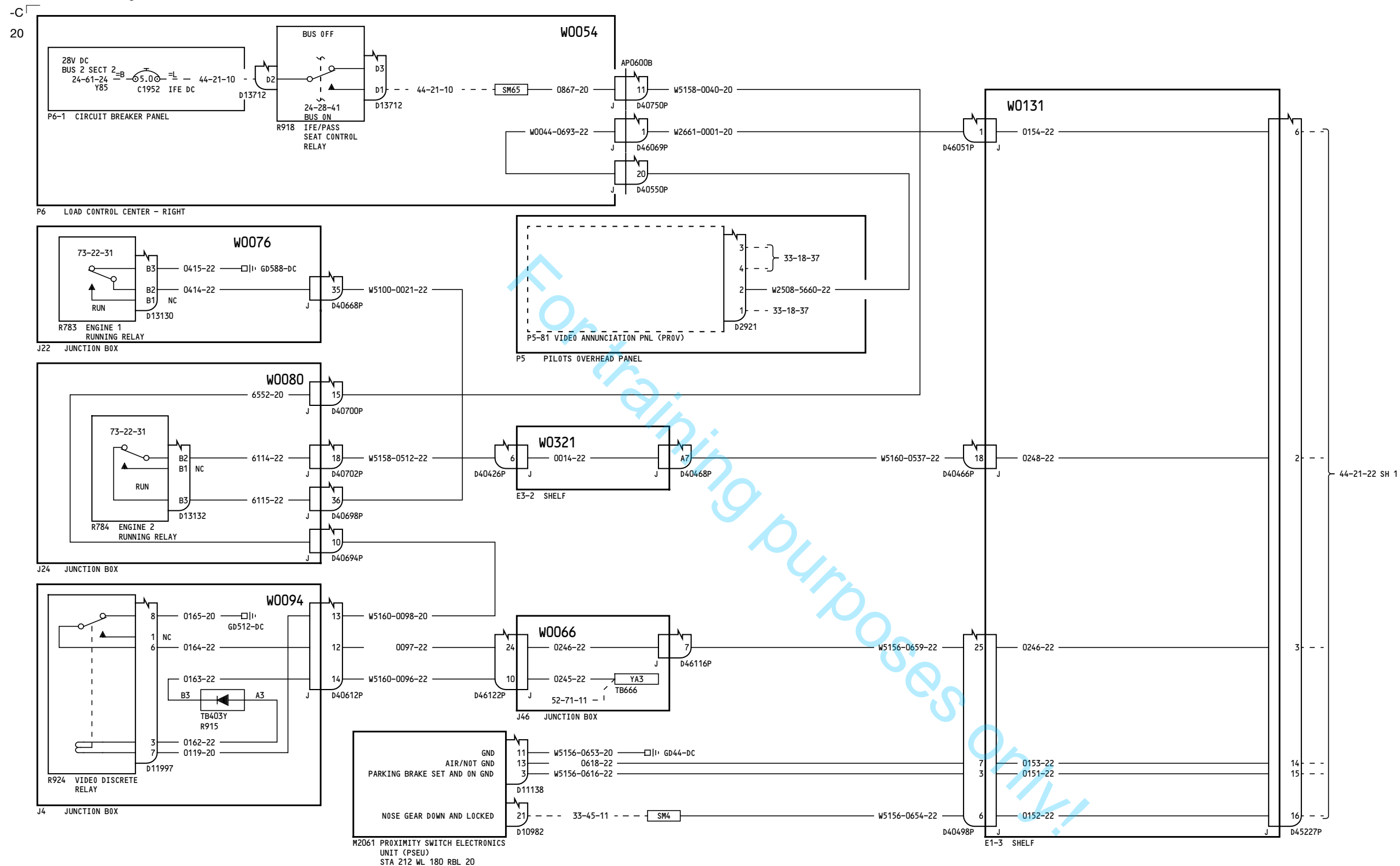
D280A108

44-21-22

Page 3
Sheet 1
Nov 12/2012

44-21-22

Page 3
Sheet 1
Nov 12/2012



YR318-YR324

IFE - SERVER BASED SYSTEM
AIRCRAFT INTERFACES-PRAM/
PA/KEYLINE DISCRETES

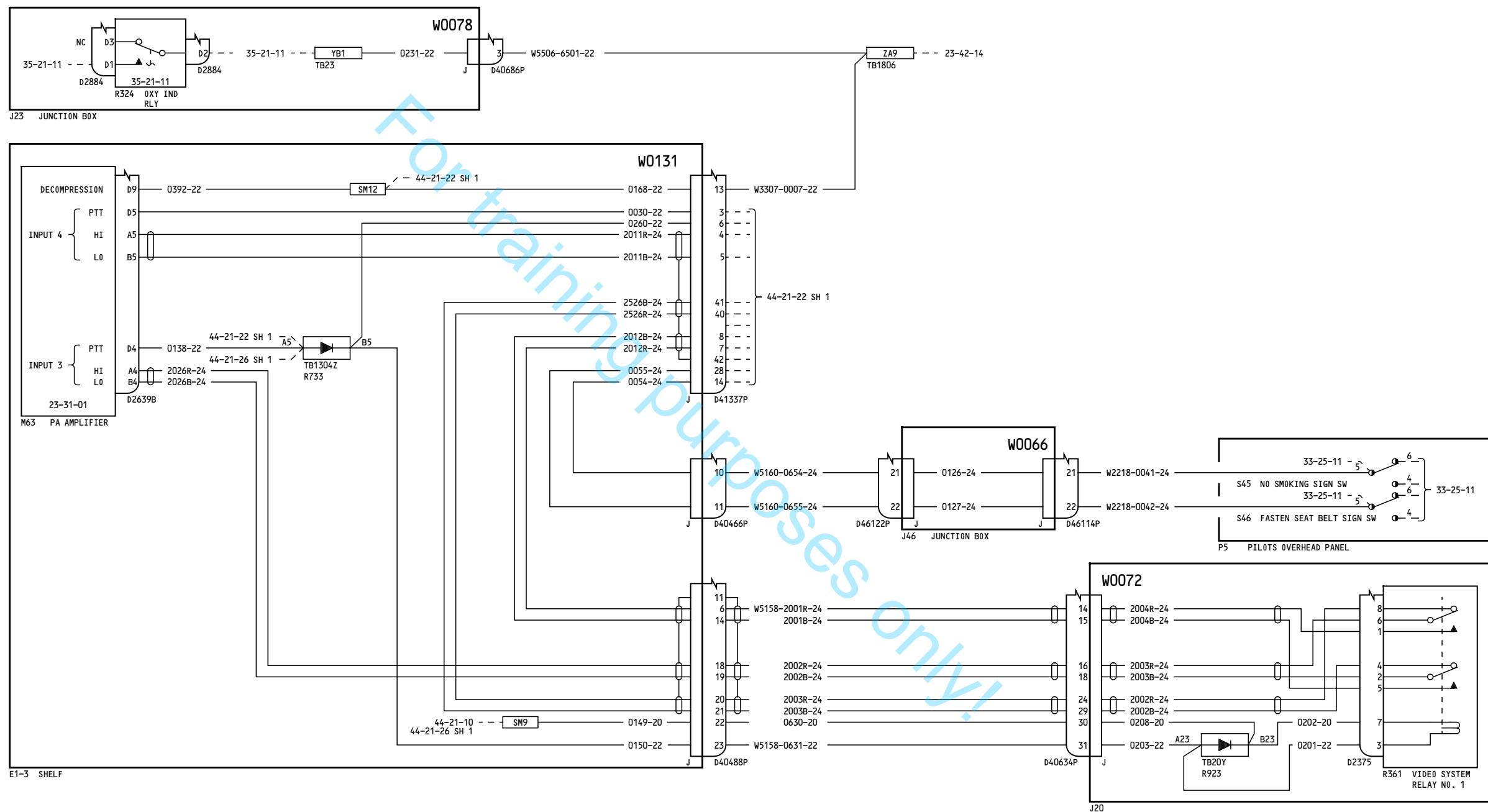
D280A108

44-21-22

Page 3
Sheet 2
Nov 12/2012

44-21-22

Page 3
Sheet 2
Nov 12/2012



YR318-YR324

**IFE - SERVER BASED SYSTEM
AIRCRAFT INTERFACES-PRAM/
PA/KEYLINE DISCRETES**

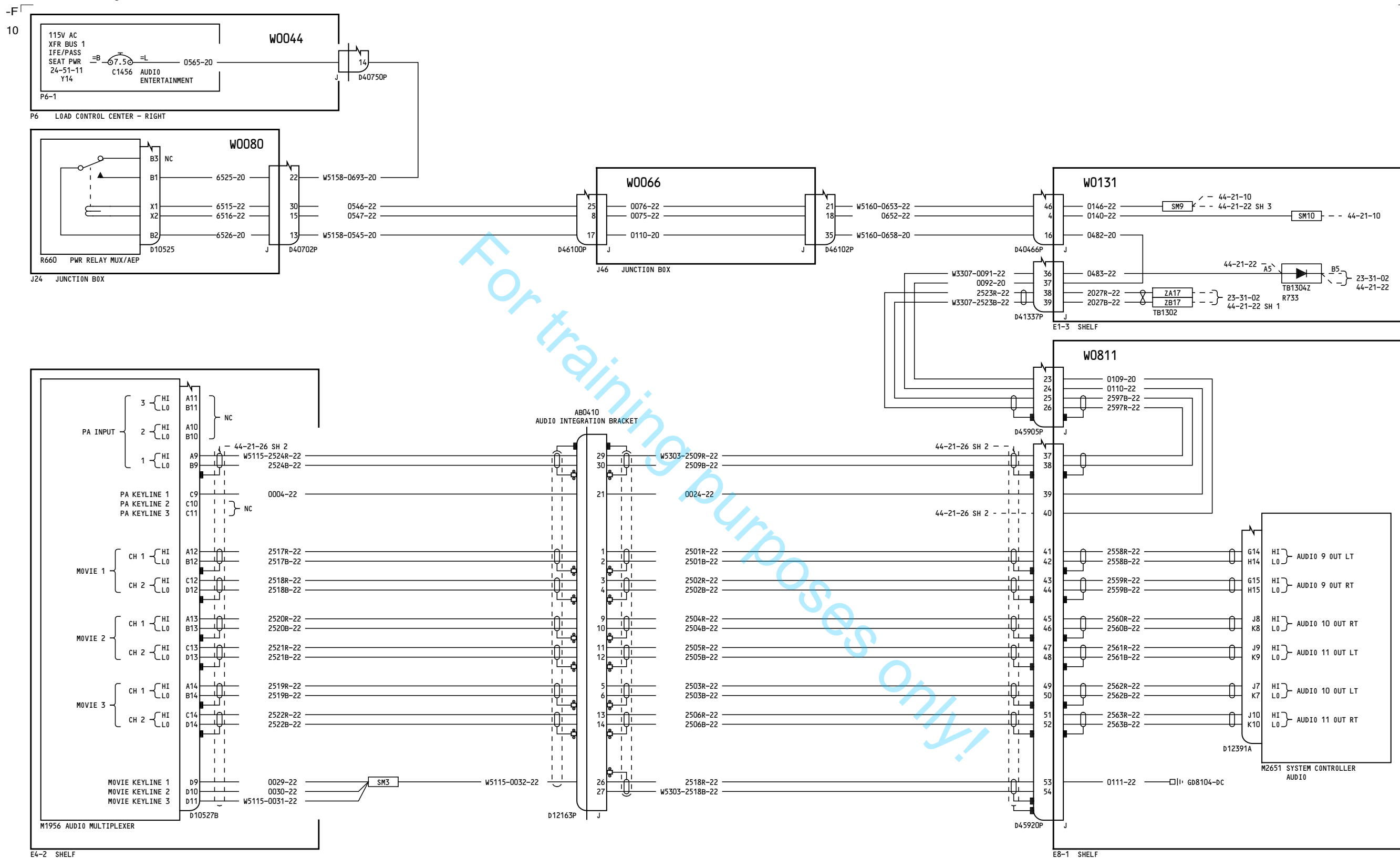
D280A108

44-21-22

Page 3
Sheet 3
Nov 12/2012

44-21-22

Page 3
Sheet 3
Nov 12/2012



YN501-YR328

IFE - SERVER BASED SYSTEM
AUDIO INTERFACES

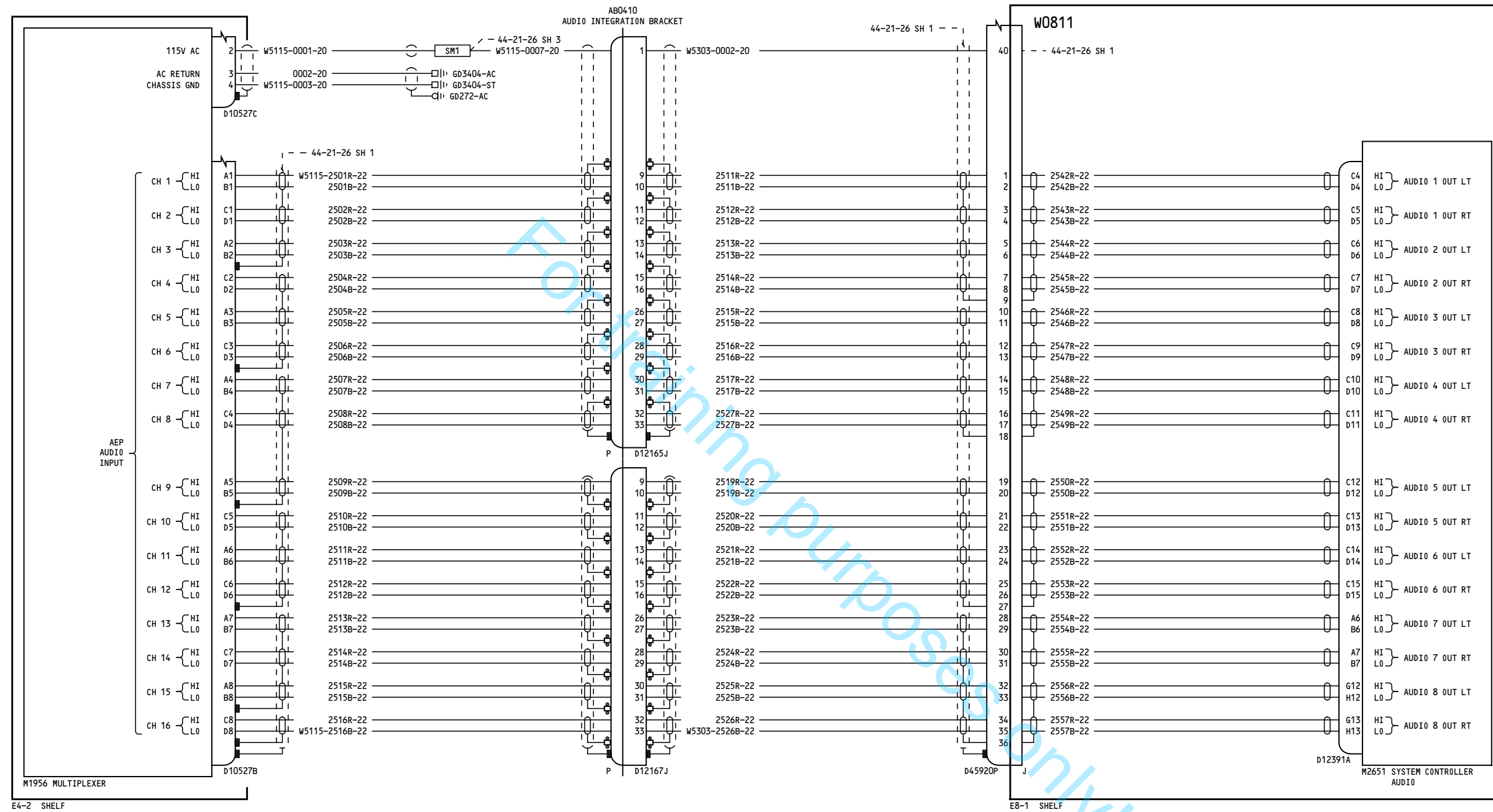
D280A108

44-21-26

Page 1
Sheet 1
Nov 12/2012

44-21-26

Page 1
Sheet 1
Nov 12/2012



YN501-YR328

**IFE - SERVER BASED SYSTEM
AUDIO INTERFACES**

D280A108


44-21-26

Page 1
Sheet 2
Nov 12/2012

44-21-26

Page 1
Sheet 2
Nov 12/2012

-C
7



YN501-YR328

**IFE - SERVER BASED SYSTEM
AUDIO INTERFACES**

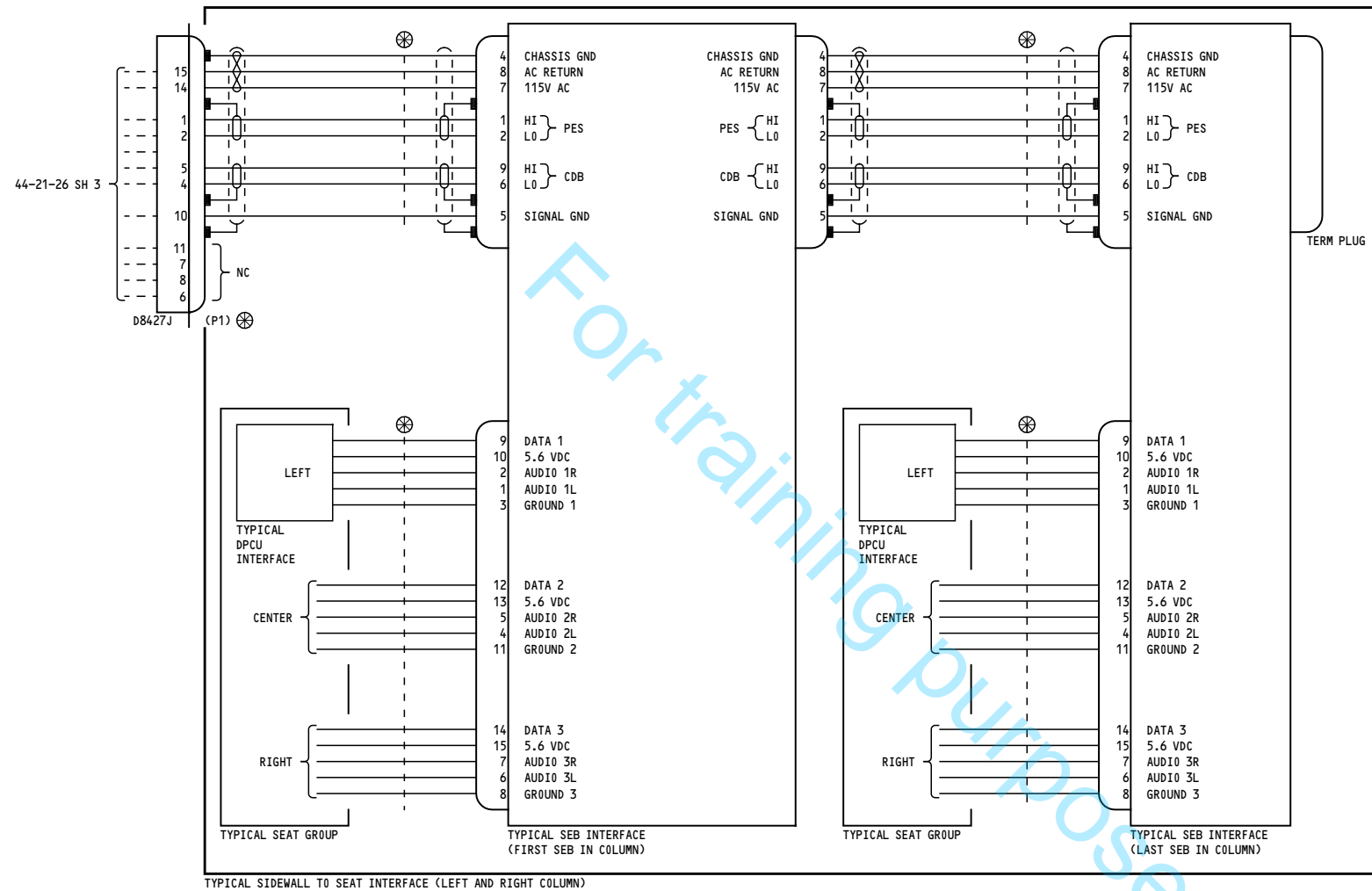
D280A108

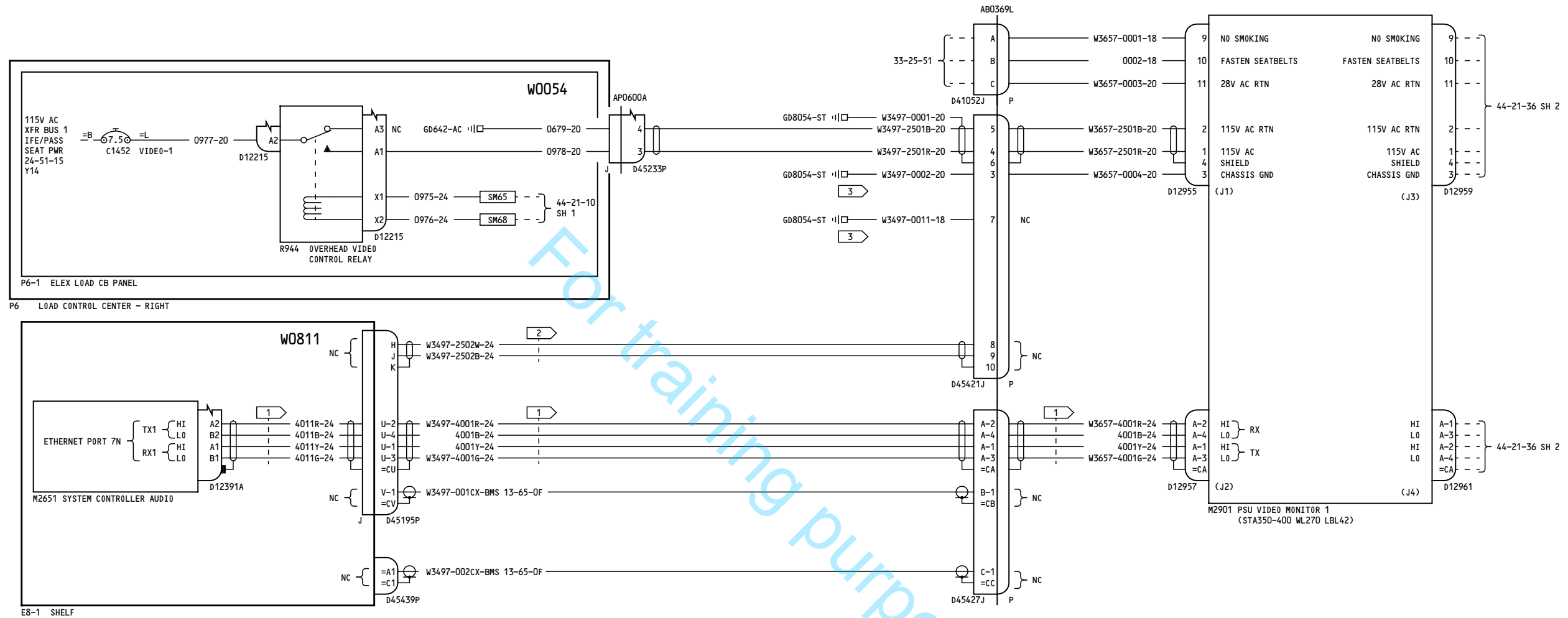
44-21-26

Page 1
Sheet 3
Nov 12/2012

44-21-26

Page 1
Sheet 3
Nov 12/2012





NOTES:

- 1 CABLE P/N BMS13-72T03C04G24.
- 2 CABLE P/N S280W502-6.
- 3 GROUND WIRE TO BE AS SHORT AS POSSIBLE.

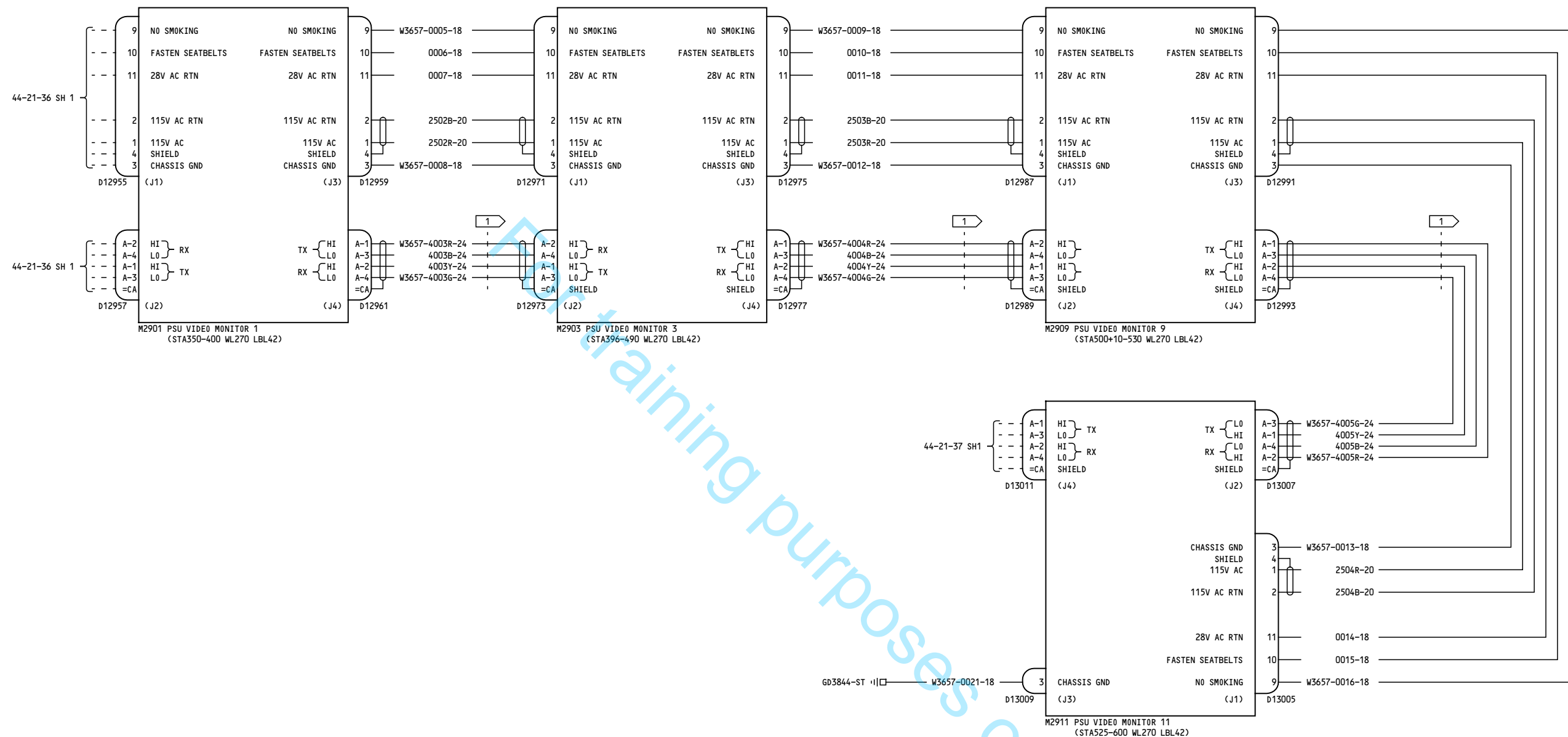
YN501	IFE - SERVER BASED SYSTEM PSU - OVERHEAD VIDEO LEFT FORWARD
	D280A108

44-21-36

Page 1
Sheet 1
May 24/2011

44-21-36

Page 1
Sheet 1
May 24/2011



NOTES:

1 CABLE P/N BMS13-72T03C04624.

YN501

IFE - SERVER BASED SYSTEM
PSU - OVERHEAD VIDEO
LEFT FORWARD

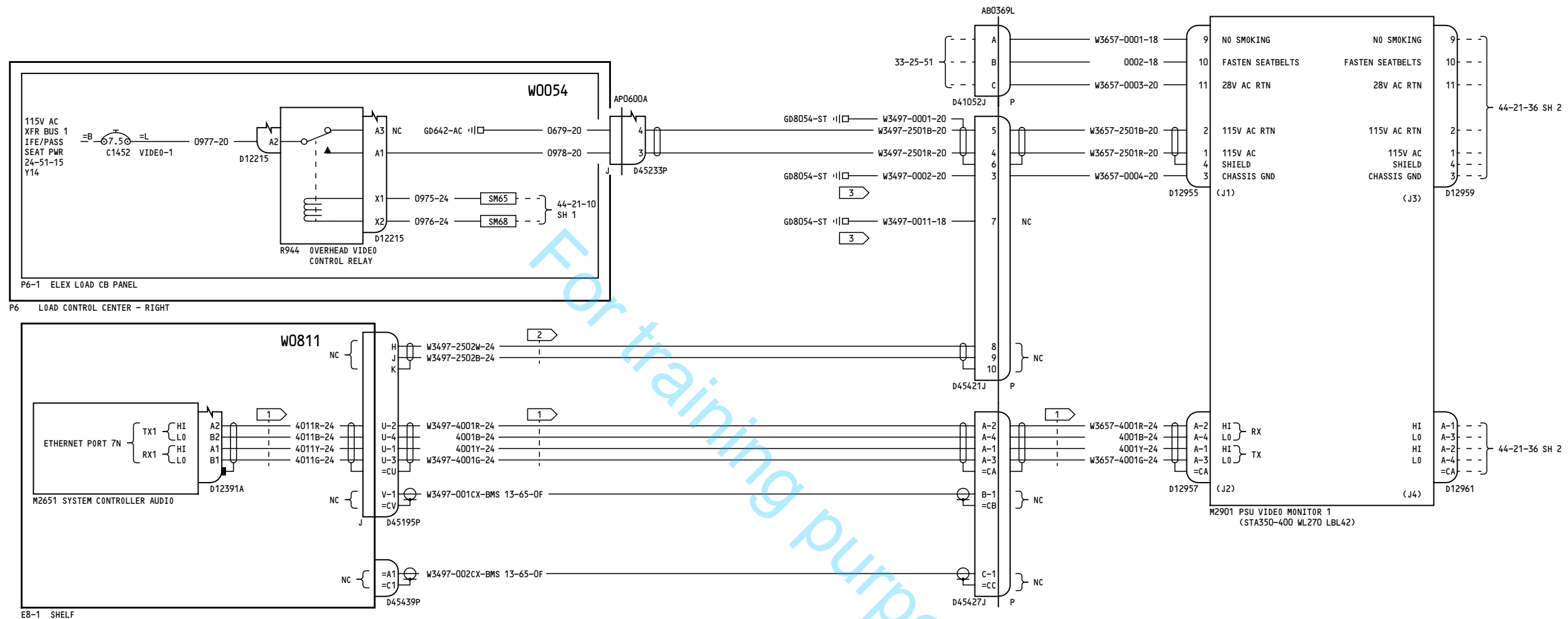
D280A108

44-21-36

Page 1
Sheet 2
May 24/2011

44-21-36

Page 1
Sheet 2
May 24/2011



NOTES:

- 1 CABLE P/N BMS13-72T03C04G24.
- 2 CABLE P/N S280W502-6.
- 3 GROUND WIRE TO BE AS SHORT AS POSSIBLE.

YR301-YR324

**IFE - SERVER BASED SYSTEM
PSU - OVERHEAD VIDEO
LEFT FORWARD**

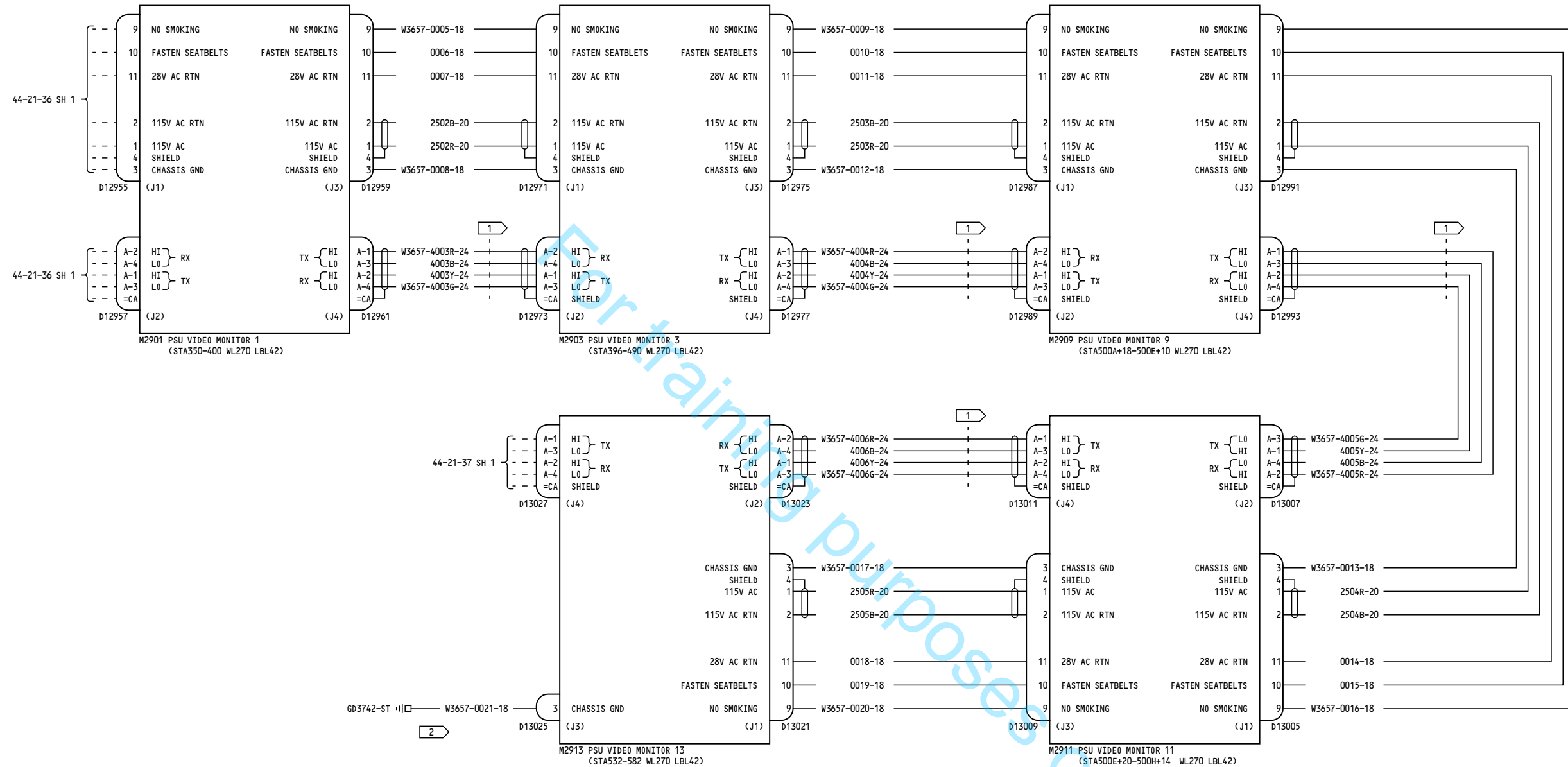
D280A108

44-21-36

Page 2
Sheet 1
Nov 12/2012

44-21-36

Page 2
Sheet 1
Nov 12/2012



NOTES:

- 1 CABLE P/N BMS13-72T03C04G024.
- 2 GROUND RUN NOT TO EXCEED 8 FT.

YR301-YR324

IFE - SERVER BASED SYSTEM
PSU - OVERHEAD VIDEO
LEFT FORWARD

D280A108

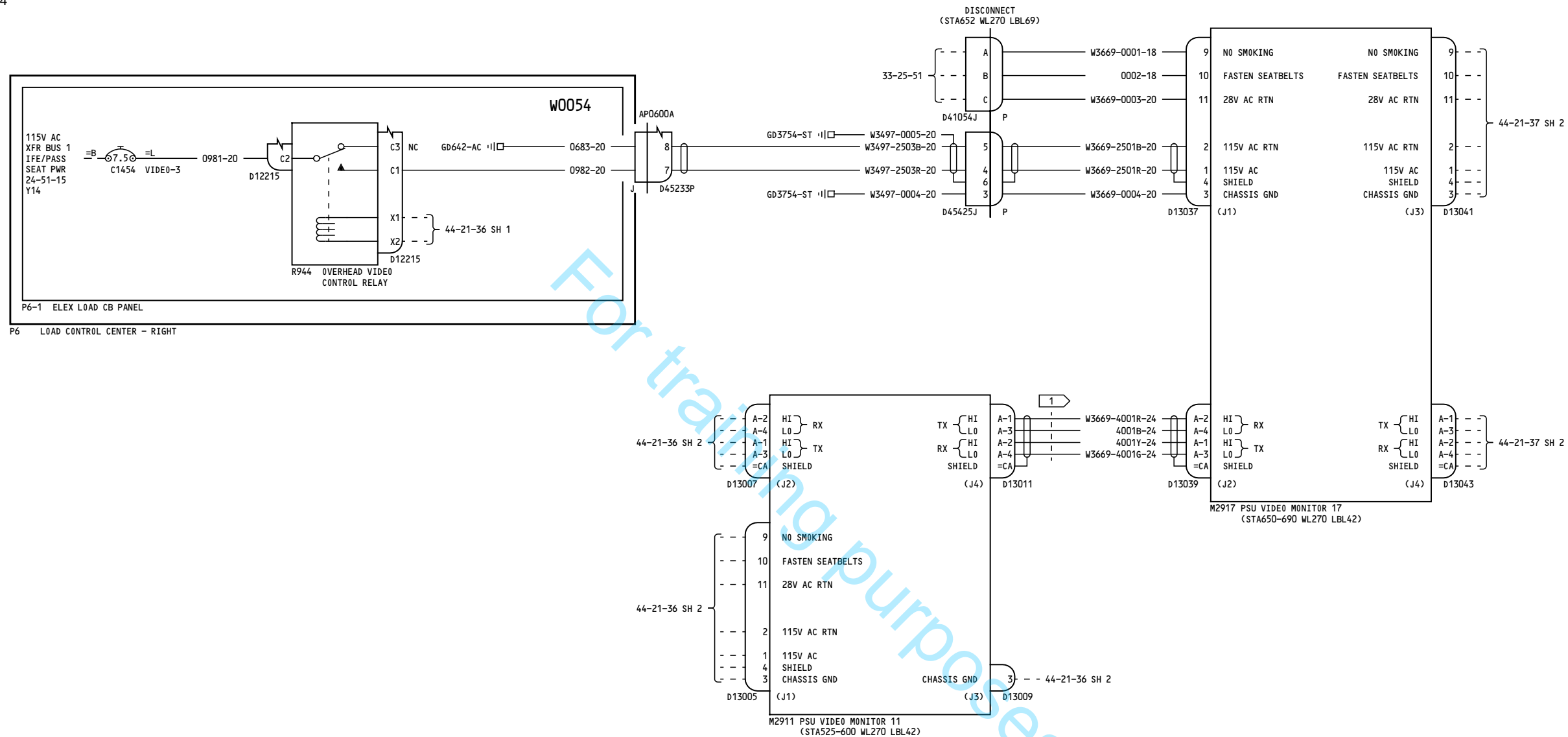
44-21-36

Page 2
Sheet 2
Nov 12/2012

44-21-36

Page 2
Sheet 2
Nov 12/2012

-C
4



NOTES:

1 CABLE P/N BMS13-72T03C04624.

YN501

**IFE - SERVER BASED SYSTEM
PSU - OVERHEAD VIDEO
LEFT AFT**

D280A108

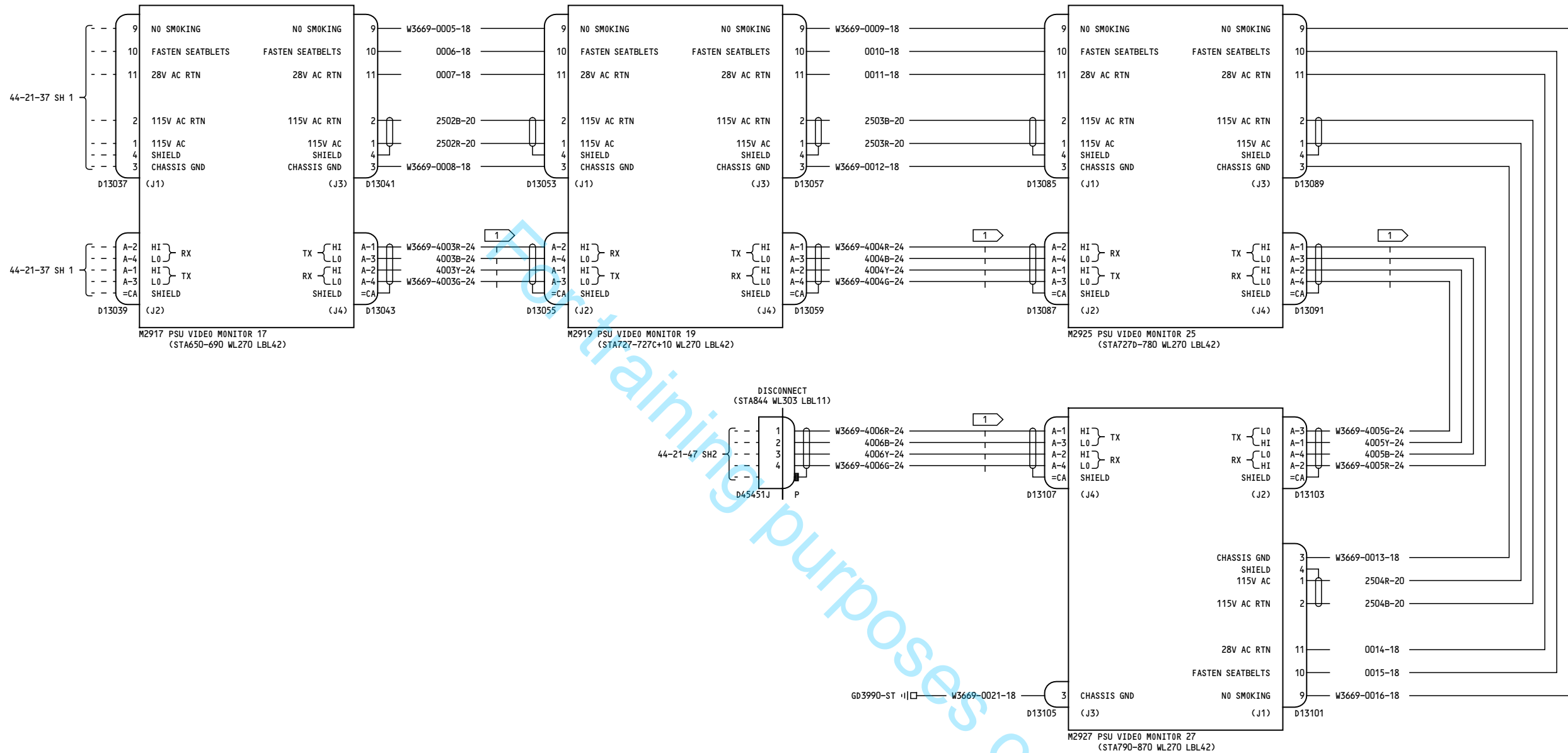
44-21-37

Page 1
Sheet 1
May 24/2011

44-21-37

Page 1
Sheet 1
May 24/2011

-D
3



NOTES:

1 CABLE P/N BMS13-72T03C04624.

YN501

IFE - SERVER BASED SYSTEM
PSU - OVERHEAD VIDEO
LEFT AFT

D280A108

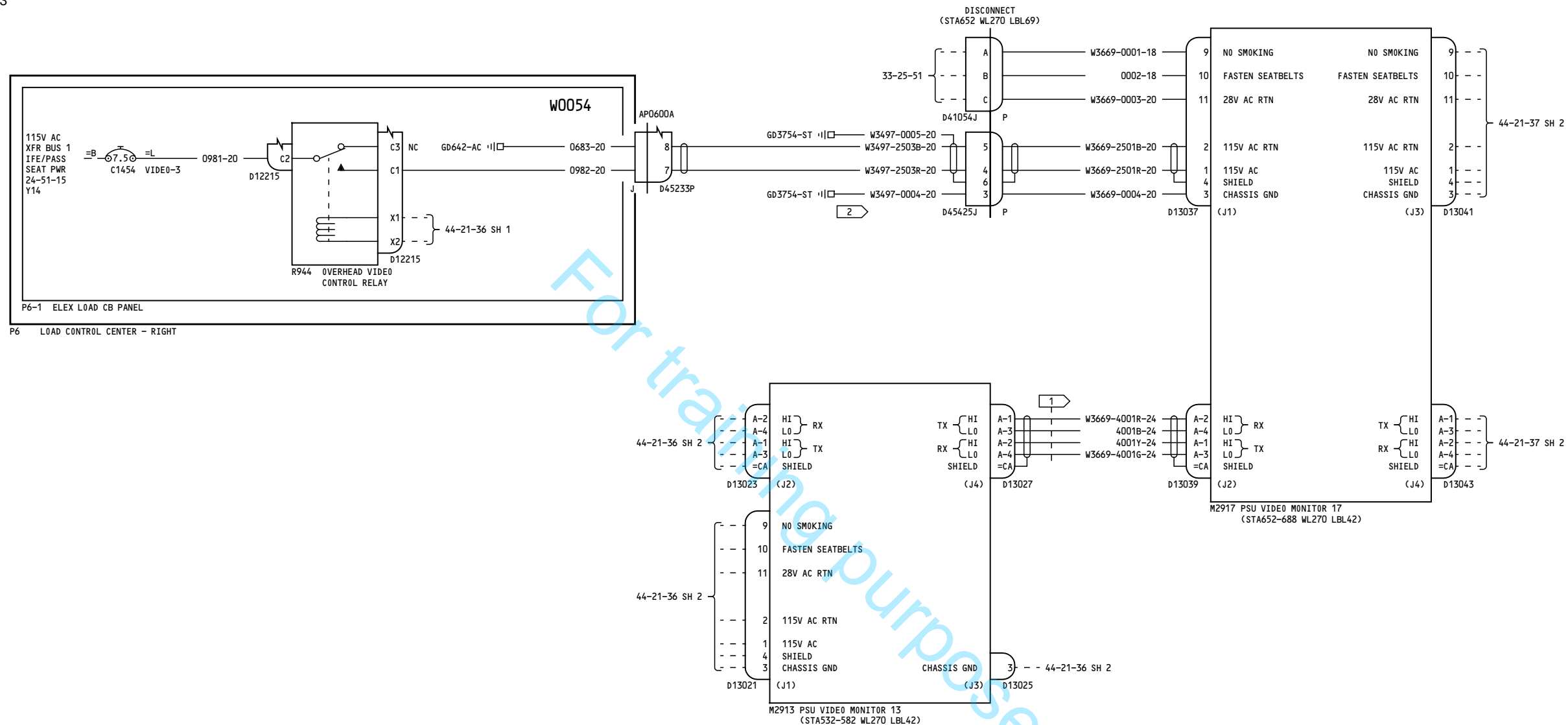
44-21-37

Page 1
Sheet 2
May 24/2011

44-21-37

Page 1
Sheet 2
May 24/2011

-F
3



NOTES:

- 1 CABLE P/N BMS13-72T03C04624.
- 2 GROUND WIRE TO BE AS SHORT AS POSSIBLE.

YR301-YR324

**IFE - SERVER BASED SYSTEM
PSU - OVERHEAD VIDEO
LEFT AFT**

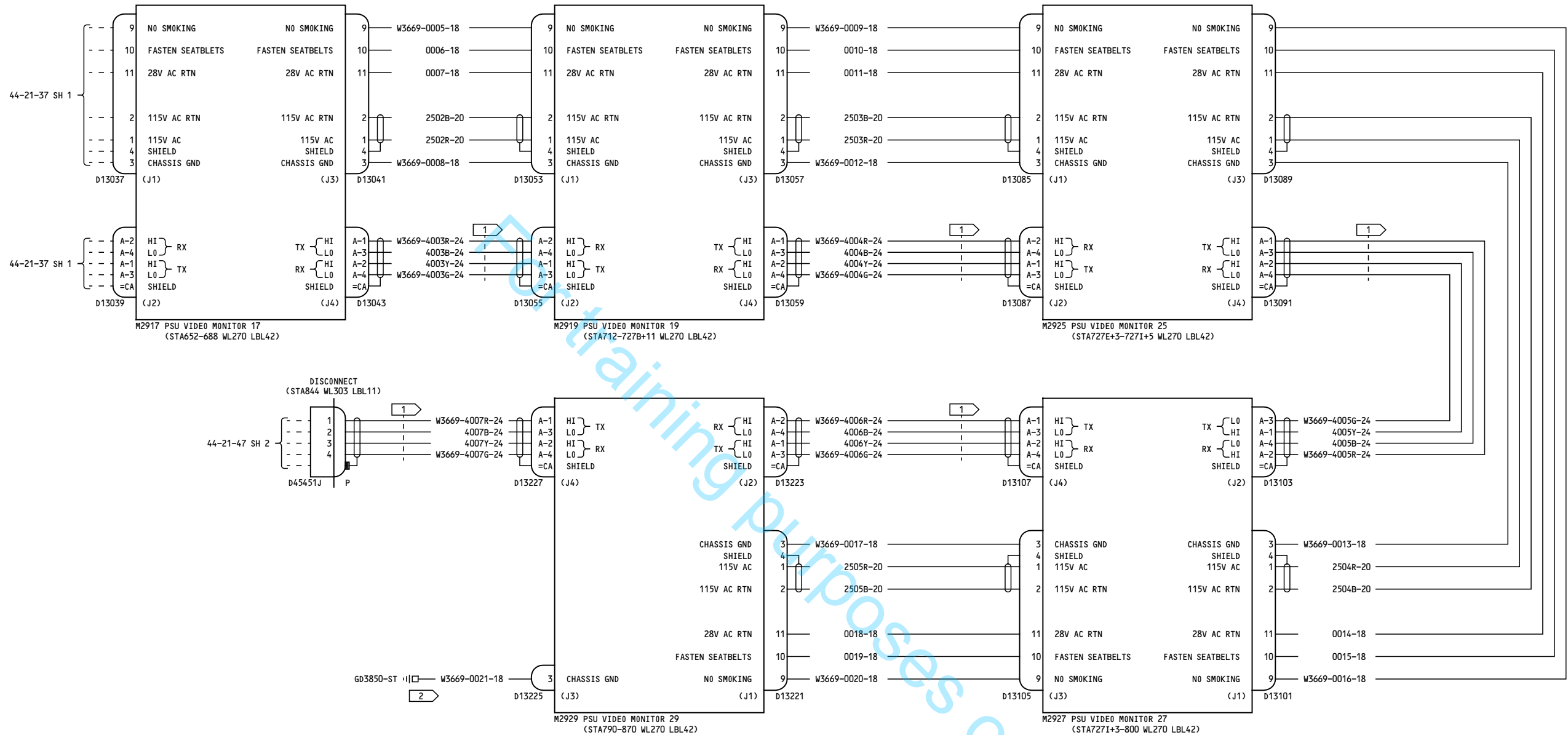
D280A108

44-21-37

Page 2
Sheet 1
Nov 12/2012

44-21-37

Page 2
Sheet 1
Nov 12/2012



NOTES:

- 1 CABLE P/N BMS13-72T03C04624.
2 GROUND WIRE TO BE AS SHORT AS POSSIBLE.

YR301-YR324

IFE - SERVER BASED SYSTEM
PSU - OVERHEAD VIDEO
LEFT AFT

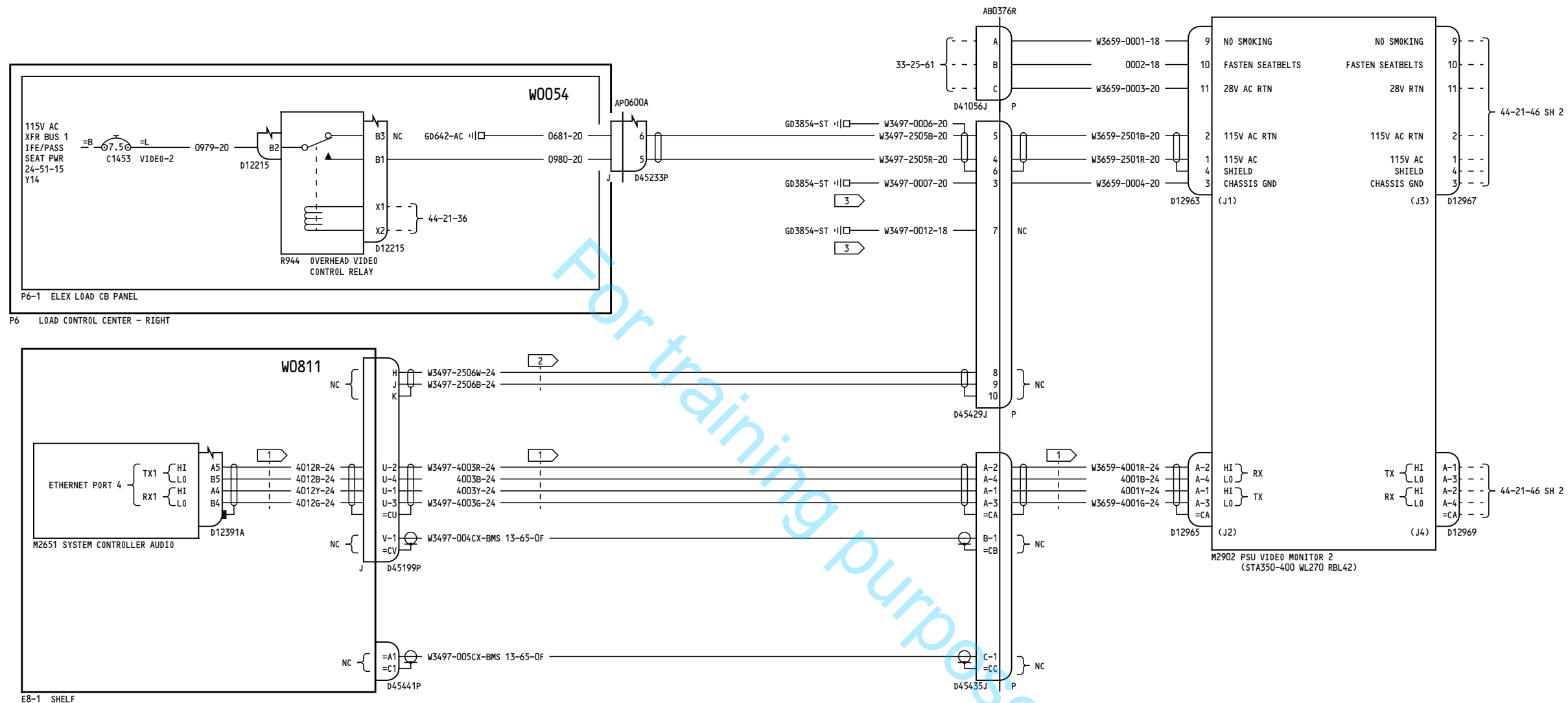
D280A108

44-21-37

Page 2
Sheet 2
Nov 12/2012

44-21-37

Page 2
Sheet 2
Nov 12/2012



NOTES:

- 1 CABLE P/N BMS13-72T03C04G024.
- 2 CABLE P/N S280W502-6.
- 3 GROUND WIRE TO BE AS SHORT AS POSSIBLE.

YN501

IFE - SERVER BASED SYSTEM
PSU - OVERHEAD VIDEO
RIGHT FORWARD

D280A108

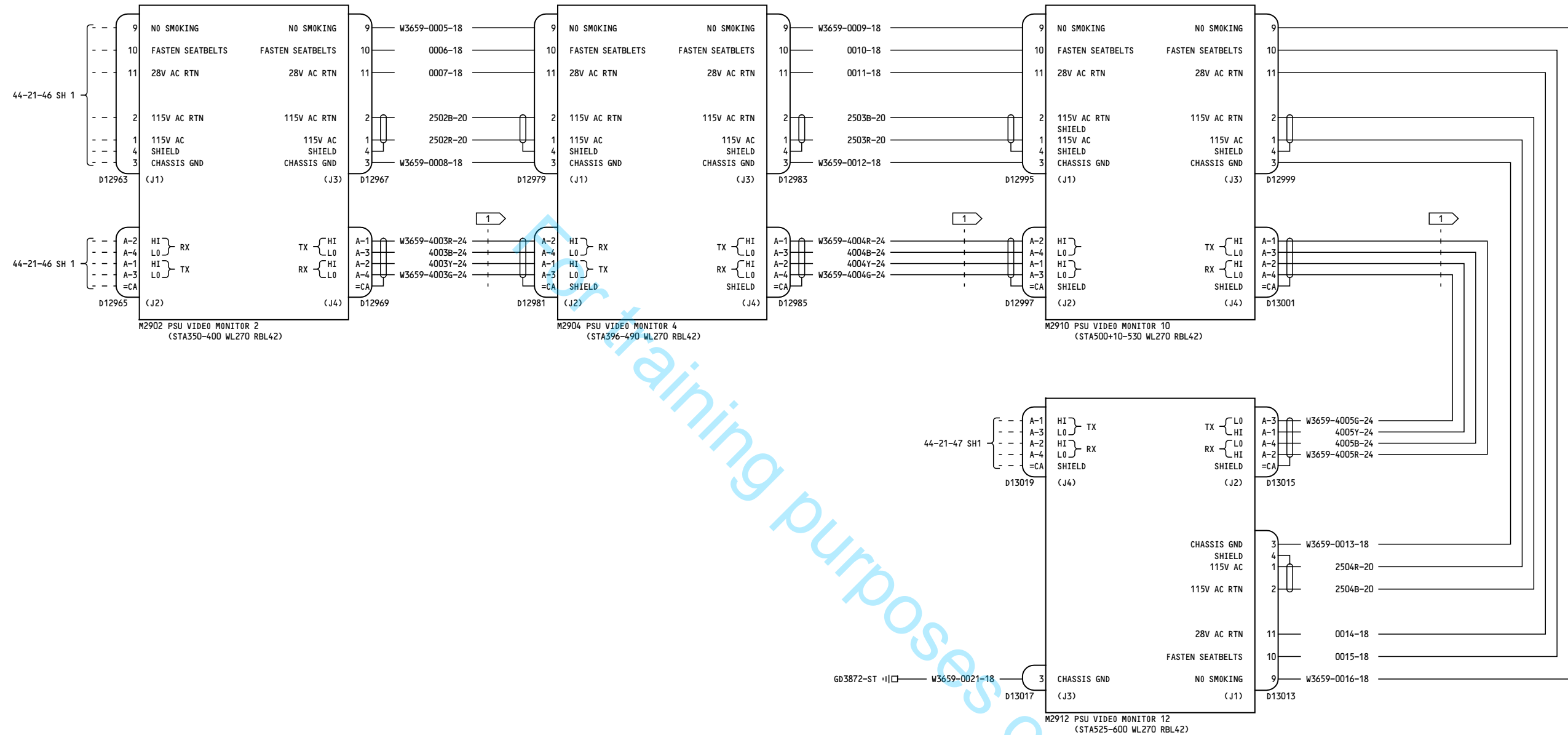
44-21-46

Page 1
Sheet 1
May 10/2012

44-21-46

Page 1
Sheet 1
May 10/2012

-B
3



NOTES:

1 CABLE P/N BMS13-72T03C04G24.

YN501

IFE - SERVER BASED SYSTEM
PSU - OVERHEAD VIDEO
RIGHT FORWARD

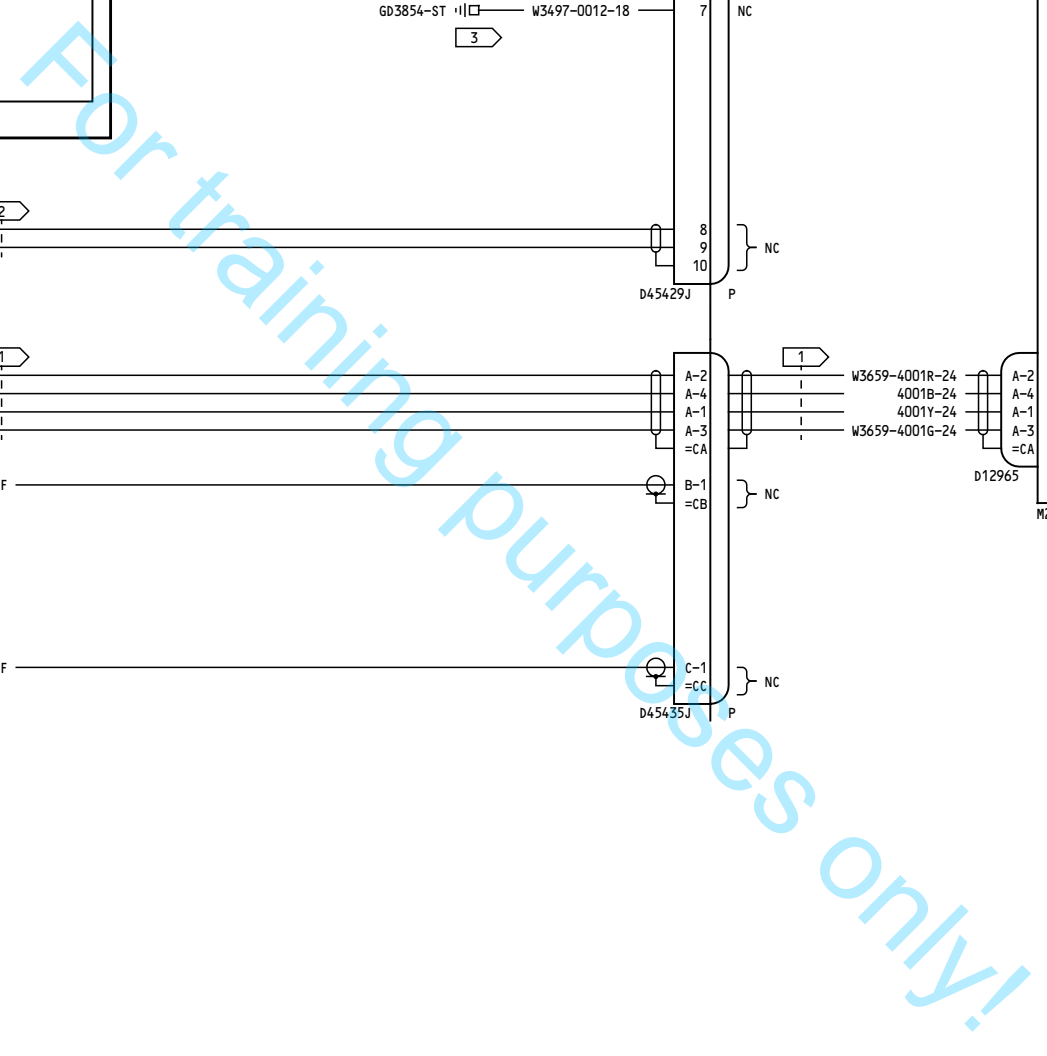
D280A108

44-21-46

Page 1
Sheet 2
May 24/2011

44-21-46

Page 1
Sheet 2
May 24/2011

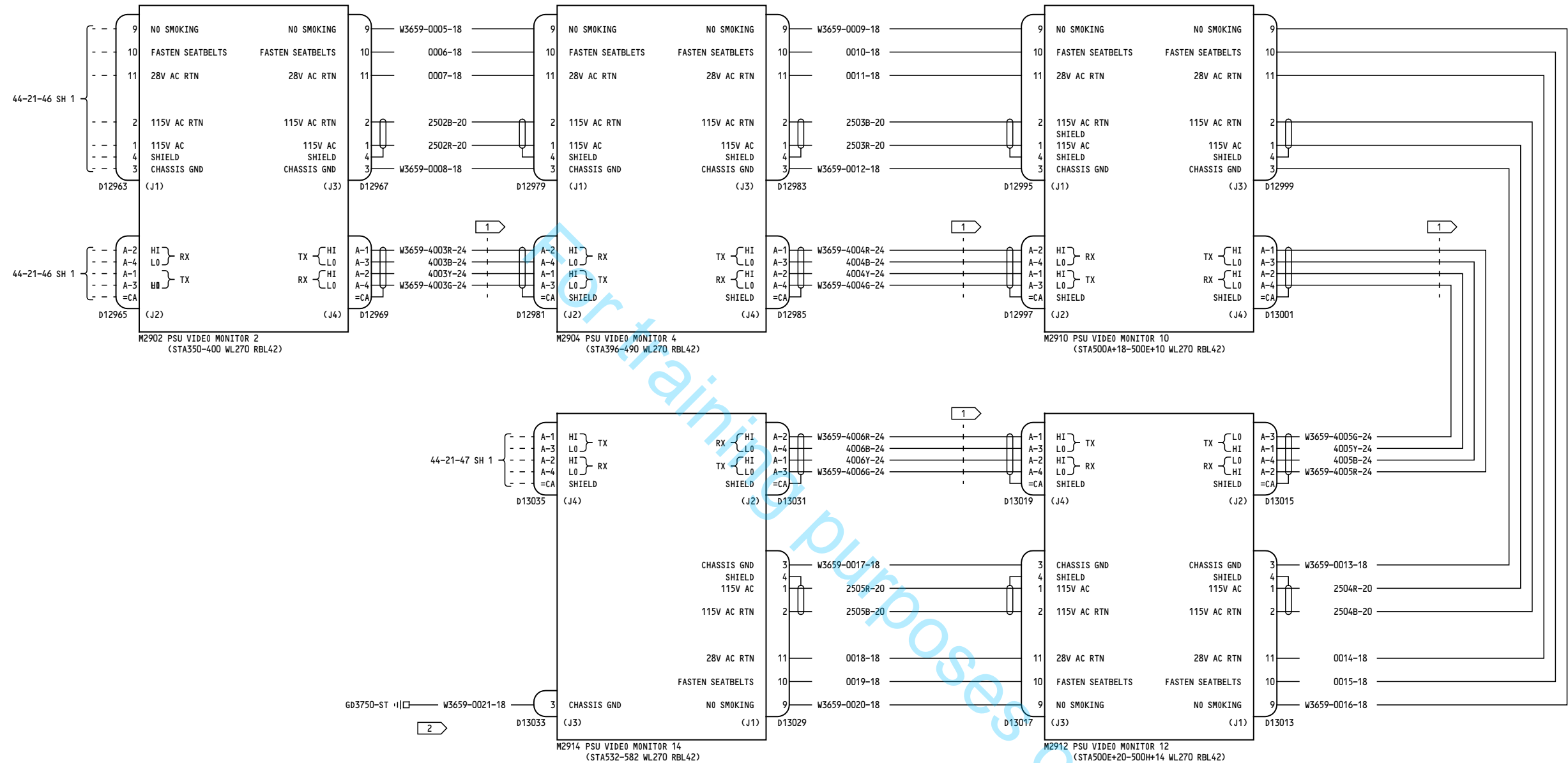


- 1 CABLE P/N BMS13-72T03C04G024.
- 2 CABLE P/N S280W502-6.
- 3 GROUND WIRE TO BE AS SHORT AS POSSIBLE.

D280A108

Page 2
Sheet 1
Nov 12/2012

Page 2
Sheet 1
Nov 12/2012



NOTES:

- 1 CABLE P/N BMS13-72T03C04G024.
- 2 GROUND RUN NOT TO EXCEED 8 FT.

YR301-YR324

IFE - SERVER BASED SYSTEM
PSU - OVERHEAD VIDEO
RIGHT FORWARD

D280A108

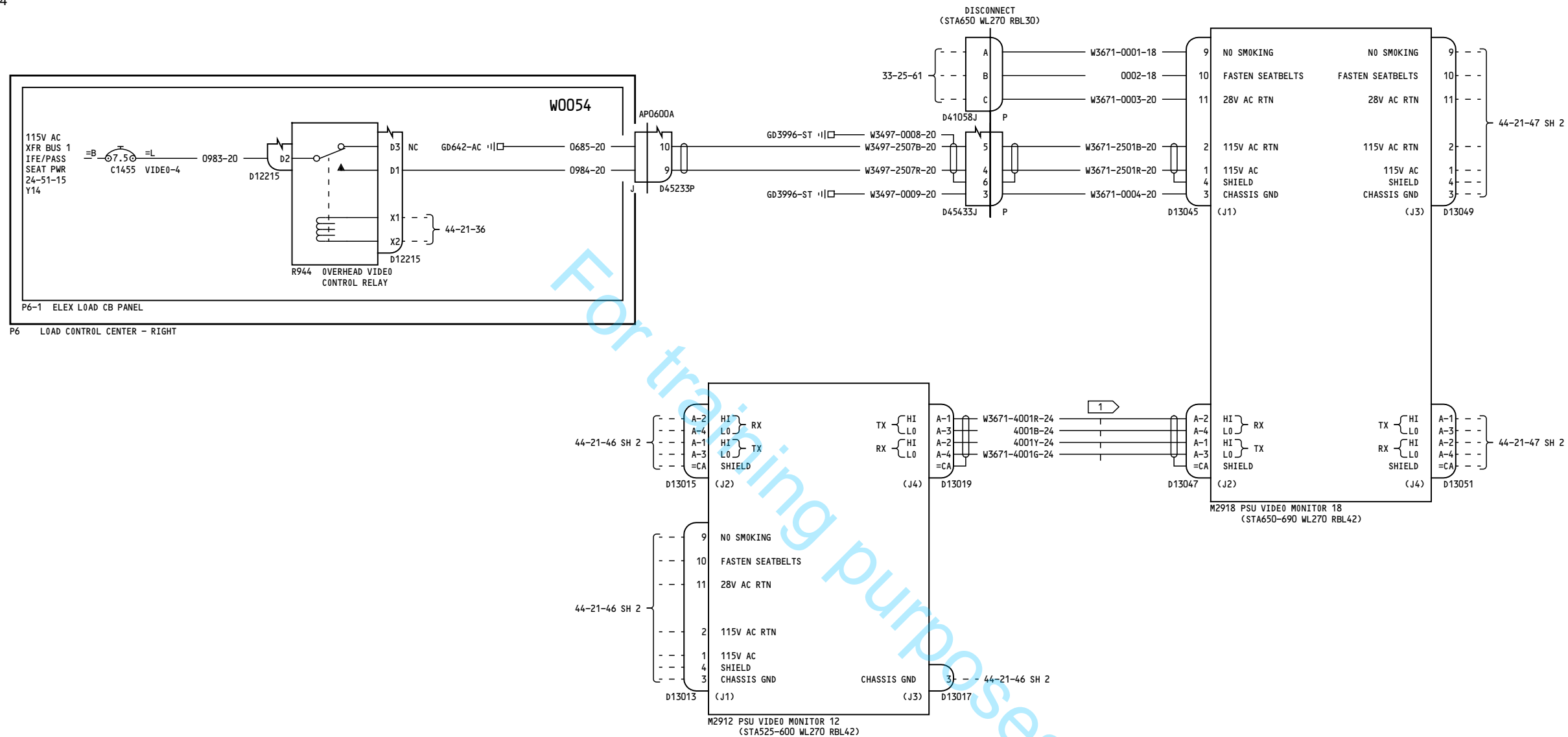
44-21-46

Page 2
Sheet 2
Nov 12/2012

44-21-46

Page 2
Sheet 2
Nov 12/2012

-D
4



NOTES:

1 CABLE P/N BMS13-72T03C04624.

YN501

**IFE - SERVER BASED SYSTEM
PSU - OVERHEAD VIDEO
RIGHT AFT**

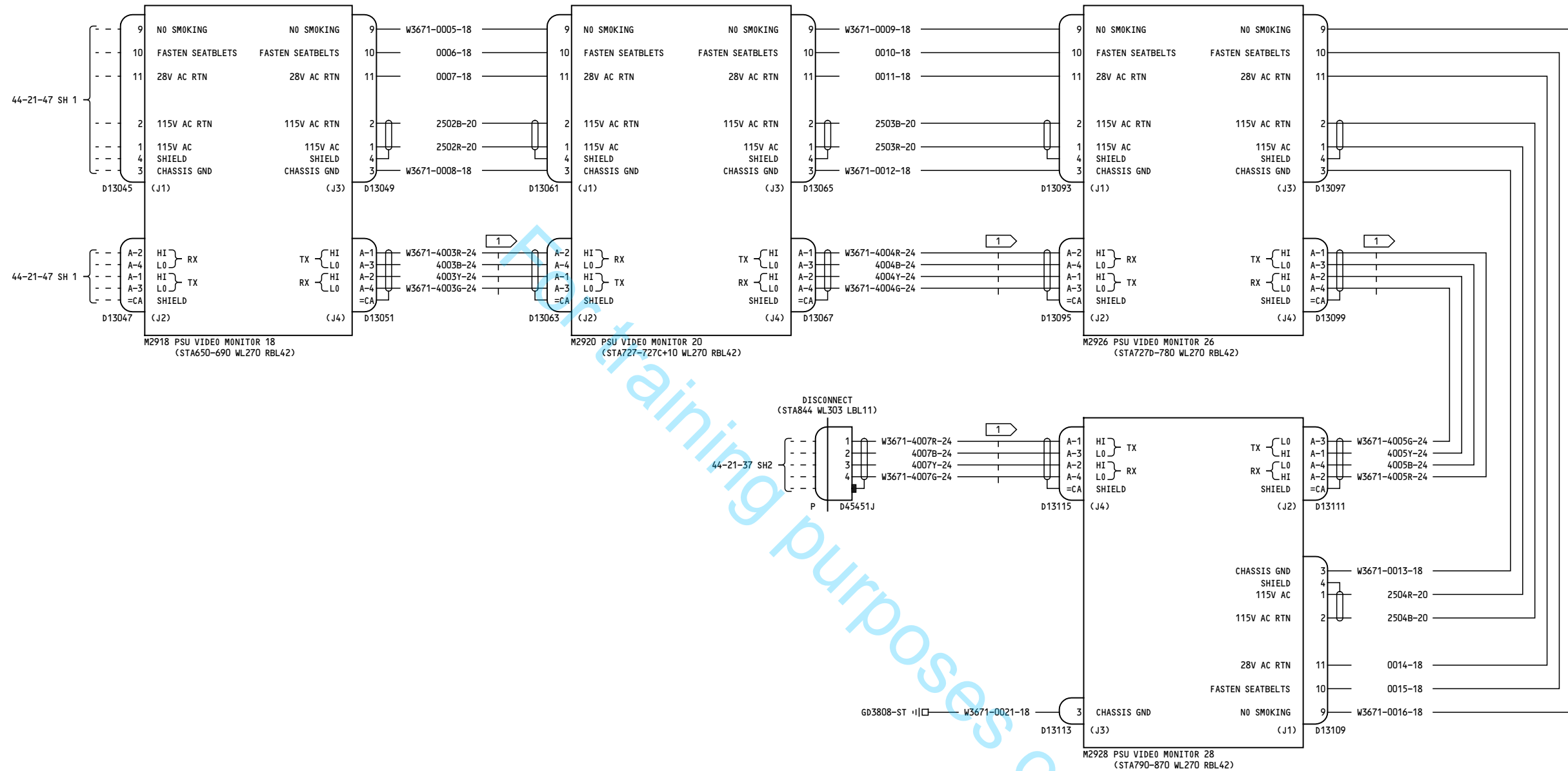
D280A108

44-21-47

Page 1
Sheet 1
Oct 27/2011

44-21-47

Page 1
Sheet 1
Oct 27/2011



NOTES:

1 CABLE P/N BMS13-72T03C04624.

YN501

IFE - SERVER BASED SYSTEM
PSU - OVERHEAD VIDEO
RIGHT AFT

D280A108

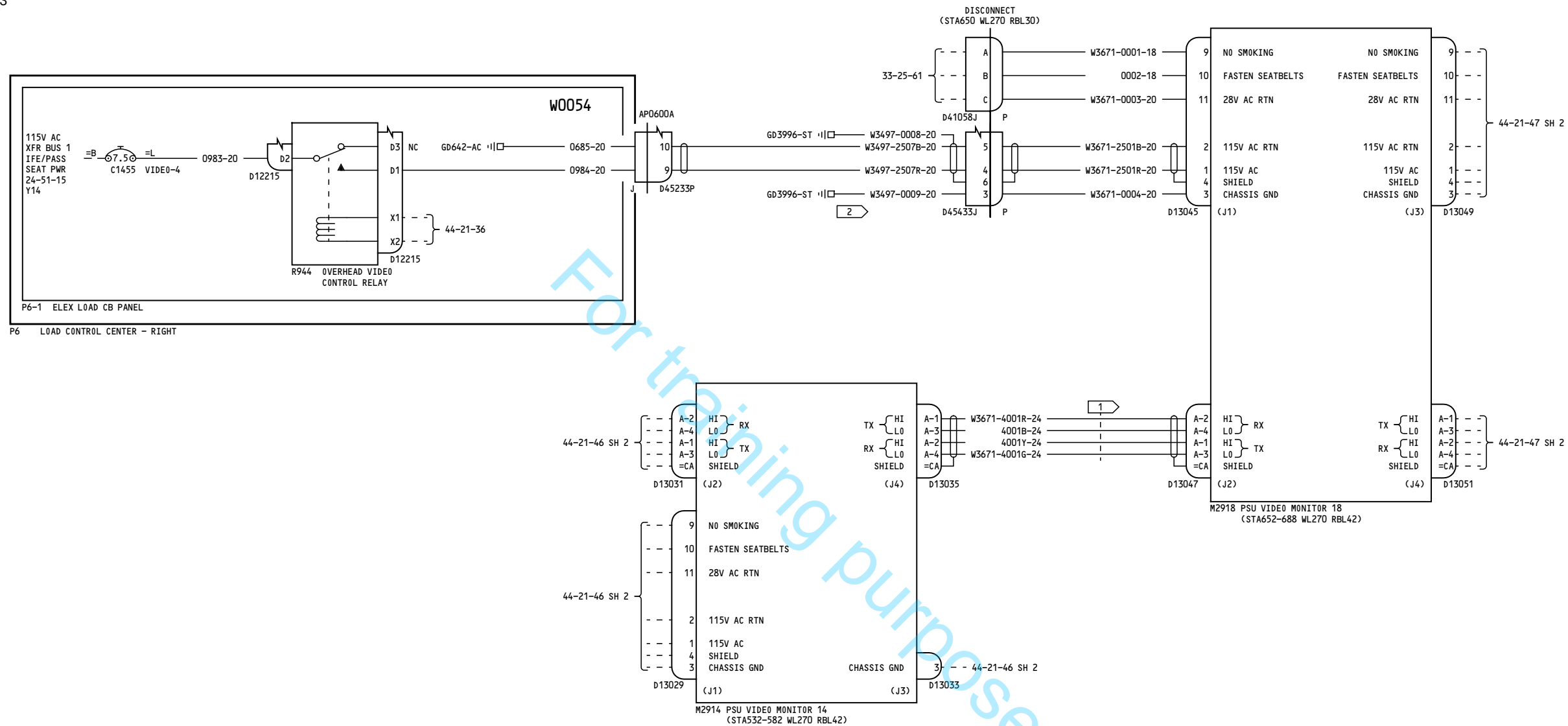
44-21-47

Page 1
Sheet 2
May 24/2011

44-21-47

Page 1
Sheet 2
May 24/2011

-G
3



NOTES:

- 1 CABLE P/N BMS13-72T03C04624.
- 2 GROUND WIRE TO BE AS SHORT AS POSSIBLE.

YR301-YR324

**IFE - SERVER BASED SYSTEM
PSU - OVERHEAD VIDEO
RIGHT AFT**


D280A108

44-21-47

Page 2
Sheet 1
Nov 12/2012

44-21-47

Page 2
Sheet 1
Nov 12/2012



NOTES:

- 1 CABLE P/N BMS13-72T03C04624.
- 2 GROUND WIRE TO BE AS SHORT AS POSSIBLE.

YR301-YR324

IFE - SERVER BASED SYSTEM
PSU - OVERHEAD VIDEO
RIGHT AFT

D280A108

44-21-47

Page 2
Sheet 2
Nov 12/2012

44-21-47

Page 2
Sheet 2
Nov 12/2012